

Product Catalog

2-Wheel-Tractors and additional equipments



KERSTEN[®]
Arealmaschinen GmbH

Empeler Straße 95
D-46459 Rees

Tel.: +49 (0) 28 51/92 34-10
Fax: +49 (0) 28 51/92 34-44

www.kersten-maschinen.de
info@kersten-maschinen.de



Made in Germany

Areal care needs experience

No matter what task you want to cope with, you will be delighted with the Kersten area machines. This includes the joy when high-performance machines master tough requirements, as well as the certainty that they can rely on reliable equipment after years.

Why Kersten's Areal Machines?

Kersten is today one of the leading manufacturers of areal machines in Germany and Europe. The range includes attachments for all common carrier vehicles, from Riding Mowers over compact tractors to heavy tractors, Unimog and single axle carrier vehicles with modular suitable site maintenance equipment: for professional mowing, weed removal, sweeping, leaf removal and winter service. With a production depth of more than 90% in Rees, we can proudly claim that Kersten devices are „made in Germany“. In Germany, Kersten is represented across the relevant specialist trade, which also takes over the service of our equipment. If you want to know the right specialist dealer in your area, ask us!

This is what Kersten does:

- ▶ **Innovation:** Our engineers and technicians are continually developing new product ideas that are linked to technological change.
- ▶ **High production depth:** Kersten produces 90% in Rees/Germany.
- ▶ **Materials:** All housings are made of solid, powder coated steel. We only use quality motors from well-known manufacturers.
- ▶ **Quality:** All production processes are subject to a special, stringent quality standard. This ensures that all devices do not only work from the outset, but also do their service after years.
- ▶ **Experience:** We have been dealing with the development and production of complex aggregates for several decades.
- ▶ **Inventor:** Kersten has several patents and usage patterns for machines and processes. And we are constantly working on improvements.
- ▶ **Spare parts:** In particular wear parts are held for many years of repairs. This ensures a long service life of the machines.
- ▶ **Fast delivery:** Kersten machines are manufactured with a few exceptions because of their complexity. Nevertheless, we are able to meet customer requirements in a relatively short time.
- ▶ **Advice and sales:** You do not buy a pig in a poke. Several Kersten application consultants are on-site for you and demonstrate the solutions in a personal demonstration. Our machines are delivered exclusively through the specialized trade, which also takes care of your support.
- ▶ **Employees:** our biggest asset. Highly qualified and motivated, they give their best, so that you always have a lot of fun with your Kersten device.



Handling this Product Catalog

We have tried to make this product catalog easy, clear and vivid. Our goal is that you can quickly find the right product for your application without personal advice. This is why all devices are arranged according to size and application. In addition, you will find all the technically necessary details and notes. If you still have questions, do not hesitate to contact us.

- Define application in size and scope
- Define 2-wheel tractor Type
- Find suitable attachments

The modular design allows you to combine a wide range of applications with the respective single-axle vehicle. This means: One single axle tractor suitable for several attachments of its type.

Content/Quick View

Page

K-Line – Universal 2-wheel tractor 5,5 HP to 13 HP	
K 820 / K 820 PRO	10-11
K 1500	14-15
K 2000	18-19
K 2100	22-23
Wheels for K-Line 2-wheel tractor	24
Sweepers and Attachments	27-29
Winter maintenance	31
Mowers	33
Weed brush (mechanically)	35
Weed removing (thermal)	35
Artificial turf devices	37
UBS-Line – Universal 2-wheel tractor 9 HP to 23 HP	
UBS Easy	40-41
UBS Hydro	44-46
UBS Master	50-51
UBS Alpin	54-55
Wheels for UBS-Line 2-wheel tractor	56
Sweepers	59-61
Winter maintenance	63
Mowers	65-67
Weed brush (mechanically)	70
WE Weed remover (mechanically)	70
Weed remover (thermal)	71
Single purpose machines	
Weedo – mechanical Weed brush	73
Vento – Leaf blower	74-77
Rotary and reversing cultivator	79
Seedomat – Lawn Seeder	81
RoughCutter – Vertical fail mower	83-85
General Terms and Conditions	90-91

Contact Person

Sales Office

Ruth Hermsen

Tel.: + 49 (0)2851 - 9234 29

Mail: ruth.hermsen@kersten-maschinen.de

Laura Oostendorp

Tel.: +49 (0) 2851 - 9234 28

Mail: laura.oostendorp@kersten-maschinen.de

Fax: +49 (0) 2851 - 9234 44

Spare Parts

Thomas Legeland

Tel: +49 (0)2851 - 9234 19

Mail: thomas.legeland@kersten-maschinen.de

Fax: +49 (0)2851 - 9234 44

Sales Manager

Bernd Boßmann

Tel.: +49 (0) 2851 - 9234 11

Mobile: +49 (0) 151 1939 6570

Mail: bernd.bossmann@kersten-maschinen.de

Would you like a personal consultation or a demonstration?

We will be pleased to provide you with your advisor.






Contact: Tel. +49 (0) 2851/9234-10 or info@kersten-maschinen.de









Which device for which application?

K-Line – Universal 2-wheel tractor 5,5 HP - 13 HP

K 820 	Entry model for light area maintenance. Suitable for occasional work, with forward drive.	Page 11
K 820 Pro 	The comfort model for light site maintenance, With driving drive forwards / backwards, infinitely variable.	Page 11
K 1500 	The bestseller as the best-selling service provider, Ideal for caretaker services.	Page 15
K 2000 	Multifunctional professional model with powerful drive.	Page 19
K 2100 	Top model for professional use.	Page 23

UBS-Line – Universal 2-wheel tractor 9 HP - 23 HP

UBS Easy 	Entry model with variable comfort equipment.	Page 41
UBS Hydro 	Universal model with Hydro-Pro steering and Zero Turn.	from Page 45
UBS Master 	The top model in the UBS family, as standard with strong extras.	Page 51
UBS Alpin 	Premium model for the care of extreme surfaces.	Page 55

Attachments

Sweeping		Sweepers	K-Line from Page 27	UBS-Line from Page 59
Winter maintenance		Snow Blades Spreaders	K-Line from Page 31	UBS-Line from Page 63
Mowing		Double blades cutter Rotary mowers Rotary mowers (Drum spinning)	K-Line Page 33	UBS-Line from Page 65
Weed eliminate		Weed brush, mechaically driven Weed remover, mechaically driven Thermal Weed remover	K-Line Page 35	UBS-Line from Page 70
Artificial turf devices		Artificial turf broom Artificial turf brush Artificial turf Sweeper	K-Line from Page 37	

Single purpose devices

Weedo		Compact Weed brush, mechaically driven	from Page 72
Vento Leaf blower		Vento Silent Vento Max	from Page 74
Rotary and reversing cultivator		HF 600/700 HF 700 DUO Reversing cultivator	from Page 78
Lawn Seeder		SEEDOMAT RB 500/RB700/RB 1000	from Page 80
Rotary Mower		RoughCutter	from Page 82

K-Line

K 820 / K 820 Pro

5,5 HP Petrol engine

Entry-level model for simple sweeping and winter service work.

- Two starting models (K 820 and K 820 Pro)
- Hydraulic drive
- Hydraulic auxiliary drive
- Stepless speed control (K 820 Pro)
- Height adjustable steering bar
- Device quick connector





K-Line

K 820 / K 820 Pro

POWERED by
HONDA™



Easy-to-use controls

High-quality powder coating

Hydraulic auxiliary drive

K 820 Pro

Forward + backward to 6 km / h with
Fast speed adjustment on control panel



Hydrostatic
drive



Hydraulic quick
plug couplings

Quick Change Connection
(Ø 35 mm)

Height adjustable
steering bar



Basic machine K 820/K 820 Pro

Item No.	Description	
K 820 G  5,5 HP Petrol engine	Basic machine K 820 G (without wheels) <ul style="list-style-type: none"> • 4,1 kW (5,5 HP) 4-stroke-Honda-Petrol Engine • hydraulic Power take • Gear pump and differential axle • hydraulic drive, forward 4 km/h • adjustable steering bar • Devices quick connector • Hydraulic Quick plug couplings 	
K 820 PRO  5,5 HP Petrol engine forward and reverse	Basic machine K 820 PRO (without wheels) <ul style="list-style-type: none"> • 4,1 kW (5,5 HP) Honda-Industrial Engine • 30% hydraulic power increase • infinitely variable hydraulic drive • forward and reverse 0 - 6 km/h • with Wheel Mudguard further Description see Item No. K 820 G	
Technical data	K 820 G	K 820 Pro
Engine	Honda 4-Stroke-Industrial Engine (only K 820 L)	Honda 4-Stroke-Industrial Engine
Engine output	4,1 kW (5,5 HP)	4,1 kW (5,5 HP)
Fuel tank	1,1 Liter	1,1 Liter
E-Start	no	no
Drive / Drive type	Hydrostatically	Hydrostatically
Driving speed infinitely variable adjustable	no	yes
forward	5 km/h	0-6 km/h
backward	no	0-6 km/h
Steering system	Differential	Differential
Parking brake	no	no
Steering bar		
Adjustment	yes	yes
Vibration dampened	no	no
Auxiliary drive:		
Power	yes	yes
infinitely adjustable	9 l/min	9 l/min
	no	no
Hydraulic oil reservoir	4,5 Liter	4,5 Liter
Basic weight without equipment	80 kg	85 kg

Sweepers

Details from Page 27



Winter maintenance

Details Page 31



Weed remover mechanically driven

Details Page 35



Thermal Weed remover

Details Page 35



Wheels and wheel options Page 24

K-Line

K 1500

6,5 HP Petrol engine

Combined device for sweeping and winter service work.
Can also be used for removing weeds.

- Angle-adjustable and vibration-dampened steering bar
- Hydraulic Drive
- Hydraulic Auxiliary drive
- Stepless speed control
- Device quick connector
- Optional with electro starter and handbrake





K-Line

K 1500

POWERED by
HONDA™



Smooth operating levers

Adjustable angle
and vibration-dampened steering bar

Hydraulic auxiliary drive

Quick Change Connection
(Ø 35 mm)

Comfort Control Panel

- Forward + reverse to 6 km/h
- Infinitely variable hydraulic drive
- Switch devices
- Smooth starting and stopping



Internally developed
hydraulic control systems



3-way adjustable
steering bar




Maintenance-free gear pump
with direct drive



Angle-adjustable
steering bar



Basic machine K 1500

Item No.	Description
K 1500  <p>6,5 HP Petrol engine (Brutto-Power)</p>	Basic machine K 1500 G (without wheels) <ul style="list-style-type: none"> • 4,8 kW (6,5 HP) Honda-Industrial Engine • infinitely variable hydraulic drive • forward / reverse 0-6 km / h • Gear pump and differential axle • Height and laterally and adjustable steering bar • Devices quick connector • hydraulic quick plug coupling • hydraulic PTO for attachments • Dead man switch • Jack stand for equipment exchange • Lashing rings
K 1500 G-E 6,5 HP Petrol engine (Brutto-Power) E-Start	Basic machine K 1500 G-E (without wheels) Such as K 1500-G, but additionally with electric starter counter
Technical data	K 1500
Engine	Honda 4-Stroke-Industrial Engine
Engine output	4,8 kW (6,5 HP)
Fuel tank	3,6 Liter
E-Start	yes (Option)
Drive / Drive type	Hydrostatically
Driving speed infinitely variable adjustable	yes
forward	0-7 km/h
backward	0-7 km/h
Steering system	Differential
Parking brake	yes (Option)
Steering bar	yes
Adjustment	yes
Vibration dampened	yes
Auxiliary drive:	yes
Power	9 l/min
infinitely adjustable	yes (Option)
Hydraulic oil reservoir	8,5 Liter
Basic weight without equipment	100 kg

Options

MP-ST-HYDR-NA	Infinitely variable hydraulic auxiliary drive
ABS-BR-K 1500	Mechanical parking brake acting on both wheels
BSTZ-B	Operating hours counter

Wheels and wheel options Page 24

Sweepers

Details from Page 27



Winter maintenance

Details Page 31



Weed remover mechanically driven

Details Page 35



Thermal Weed remover

Details Page 35



K-Line

K 2000

9 HP Petrol engine/6,8 HP Diesel engine

Professional device for sweeping and winter service work.
Particularly suitable for large surfaces.

- With Petrol or Diesel engine
- Hydraulic drive
- Hydraulic Auxiliary drive
- Stepless speed control
- Quick connect
- Optional with electric starter, handbrake, headlights, position- and round lights





K-Line

K 2000

POWERED by
HONDA

Also available with HATZ DIESEL engine
5,0 kW (6,8 HP)



Hydraulic auxiliary drive

Tyres
eg. 16 x 6.5-8 bloc Profile

Infinitely variable speed adjustment for
vehicle and hydraulic auxiliary drive



Lever power on
for hydraulic PTO



Maintenance-free gear
pump with direct drive



Differential shaft



Swivel Control
(optional only in combination
with electric start)



Basic machine K 2000

Item No.	Description	
K 2000 G 9 HP Petrol engine	Basic machine K 2000 G (without wheels) <ul style="list-style-type: none"> • 6,6 kW (9HP) Honda-Industrial Engine • Oil automatic shut off • infinitely variable hydraulic drive • forward / backward 0-7,0 km/h • Gear pump and differential axle • adjustable steering bar C- Form • infinitely adjustable hydraulic Power take • Devices quick connector • Jack stand for equipment exchange • hydraulic quick plug coupling • Lashing rings 	
		
K 2000 G-E 9 HP Petrol engine E-Start	Basic machine K 2000 G-E (without wheels) such as K 2000-G, but additionally with <ul style="list-style-type: none"> • Electric start 	
K 2000 D 6,8 HP Diesel engine	Basic machine K 2000 D (without wheels) <ul style="list-style-type: none"> • Double filter system and noise insulation package further Description see Item No.: K 2000 G 	
K 2000 D-E 6,8 HP Diesel engine E-Start	Basic machine K 2000 D-E (without wheels) <ul style="list-style-type: none"> • Electric start • Double filter system and noise insulation package further Description see Item No.: K 2000 G 	
Technical data	K 2000	
Engine	Honda 4-Stroke-Industrial Engine	Hatz Diesel Engine
Engine output	4,8 kW (6,5 HP)	5 kW (6,8 HP)
Fuel tank	3,6 Liter	5 Liter
E-Start	yes (Option)	yes (Option)
Drive / Drive type	hydrostatic	
Driving speed infinitely variable adjustable	yes forward 0-7 km/h backward 0-7 km/h	
Steering system	Differential	
Parking brake	yes (Option)	
Steering bar		
Adjustment	yes	
Vibration dampened	yes	
Auxiliary drive:		
Power	yes	
infinitely adjustable	yes (Option)	
Hydraulic oil reservoir	8,5 Liter	
Basic weight without equipment	100 kg	

Options

BSTZ-B	Operating hours counter
MP-BS-K 2100	Brake control valve
ABS-BR-K 2100 PRO	Mechanical parking brake acting on both wheels

Wheels and wheel options Page 24

Sweepers

Details from Page 27



Winter maintenance

Details Page 31



Mowers

Details Page 33



Weed remover mechanically driven

Details Page 35



Thermal Weed remover

Details Page 35



Artificial turf devices

Details Page 37



K-Line

K 2100

9 HP Petrol engine/6,8 HP Dieselmotor

Professional device for sweeping and winter service work.

Particularly suitable for large surfaces. Also suitable for efficient weed removal and Artificial turf devices.

- With Petrol- or Diesel engine
- Hydraulic drive
- Hydraulic Auxiliary drive
- Stepless speed control
- Quick connect
- Optional with electric starter, handbrake, headlights, position- and round lights





K-Line

K 2100

POWERED by
HONDA

Also available
with HATZ DIESEL
5,0 kW (6,8 HP)



Comfort Control Panel

- Forward + reverse to 7 km/h
- Standard: Infinitely adjustable, hydraulic Driving and PTO
- Large oil engine
- Smooth starting and stopping



Adjustable angle
and vibration-damped steering bar


Tyres
eg. 16 x 6.5-8 bloc Profile

Sturdy quick-change connection
(Ø 70 mm)


3-way adjustable
steering bar

Large hydraulic reservoir
10.5 liters

Lashing rings - on both sides for
safe transport



Basic machine K 2100

Item No.	Description	
K 2100 G 9 HP Petrol engine	 <p>Basic machine K 2100 G (without wheels)</p> <ul style="list-style-type: none"> • 6,6 kW (9HP) Honda-Industrial Engine • infinitely variable hydraulic drive • Oil automatic shut off • forward / backward 0-7,0 km/h • Gear pump and differential axle • vibration-damped and angle-adjustable steering column • Devices quick connector • Dead man switch • Jack stand for equipment exchange • hydraulic quick plug coupling • Lashing rings 	
K 2100 G-E 9 HP Petrol engine E-Start	Basic machine K 2100 G-E (without wheels) such as K 2000-G, but additionally with Electric start	
K 2100 D 6,8 HP Dieselmotor	<p>Basic machine K 2100 D (without wheels)</p> <ul style="list-style-type: none"> • Double filter system and noise insulation package <p>further Description see Item No.: K 2100 G</p>	
K 2100 D-E 6,8 HP Dieselmotor E-Start	<p>Basic machine K 2100 D-E (without wheels)</p> <p>Electric start</p> <ul style="list-style-type: none"> • Double filter system and noise insulation package <p>further Description see Item No.: K 2100 G</p>	
Technical data	K 2100	
Engine	Honda 4-Stroke-Industrial Engine	Hatz Diesel Engine
Engine output	4,8 kW (6,5 HP)	5 kW (6,8 HP)
Fuel tank	3,6 Liter	5 Liter
E-Start	yes (Option)	yes (Option)
Drive / Drive type	Hydrostatically	
Driving speed infinitely variable adjustable	<p>yes</p> <p>forward 0-7 km/h</p> <p>backward 0-7 km/h</p>	
Steering system	Differential	
Parking brake	yes (Option)	
Steering bar	<p>Adjustment yes</p> <p>Vibration dampened yes</p>	
Auxiliary drive:	<p>yes</p> <p>Power 9 l/min</p> <p>infinitely adjustable yes (Option)</p>	
Hydraulic oil reservoir	10,5 Liter	
Basic weight without equipment	100 kg	

Options

BSTZ-B	Operating hours counter
MP-BS-K 2000	Brake control valve
ABS-BR-K 2100 PRO	Mechanical parking brake acting on both wheels

Wheels and wheel options Page 24

Sweepers

Details from Page 27



Winter maintenance

Details Page 31



Mowers

Details Page 33



Weed remover mechanically driven

Details Page 35



Thermal Weed remover

Details Page 35



Artificial turf devices

Details Page 37



K-Line

Wheels/Wheel accessories

						
		K 820	K 820 Pro	K 1500	K 2000	K 2100
	4.00 - 8 Bloc profile	✓	✓	✓	✓	✓
	4.00 - 8 Field profile	✓	✓	✓	✓	✓
	16 x 6.50 - 8 Bloc profile	✓	✓	✓	✓	✓
	16 x 6.50 - 8 Field profile	✓	✓	✓	✓	✓
	Weights 13 kg (Possible on all wheels)	✓	✓	✓	✓	✓
	Snow Chains for 4.00 - 8	✓	✓	✓	✓	✓
	Snow Chains for 16 x 6.50 - 8				✓	✓

K-Line **Attachments**



Sweepers and Attachments

from Page 27



Winter maintenance

Page 31



Mowers and Attachments

Page 33



Weed Remover and Attachments

Page 35



Artificial turf devices

Page 37



K-Line

Sweepers

Working Widths 75/82/90/100/115/125 cm

Diameter 32/37/45 cm



<h2>K-Line Sweepers</h2>		Available for Basic machine				
		 K 820	 K 820 Pro	 K 1500	 K 2000	 K 2100
Item No.	Description					
EFKM 07532 H-K 35 Diameter 32 cm	Sweeper 75 cm working width <ul style="list-style-type: none"> hydraulic driven incl. Combined sweeper swiveling mechanically left and right oscillating suspension 2 height adjustable wheels 135 x 40 mm hydraulic quick coupler 	✓	✓	✓		
EFKM 08232 H-K 35 Diameter 32 cm	Sweeper 82 cm working width further Description Item No.-Nr. EFKM 07532 H-K 35	✓	✓	✓		
EFKM 09032 H-K 35 Diameter 32 cm	Sweeper 90 cm working width further Description Item No.-Nr. EFKM 07532 H-K 35	✓	✓	✓		
EFKM 10032 H-K 35 Diameter 32 cm	Sweeper 100 cm working width further Description Item No.-Nr. EFKM 07532 H-K 35		✓	✓		
EFKM 07532 H-KU 70 Diameter 32 cm	Sweeper 75 cm working width <ul style="list-style-type: none"> hydraulic driven incl. Combined sweeper swiveling mechanically left and right oscillating suspension 2 height adjustable wheels 135 x 40 mm hydraulic quick coupler 				✓	✓
EFKM 08232 H-KU 70 Diameter 32 cm	Sweeper 82 cm working width further Description Item No.-Nr. EFKM 07532 H-KU 70				✓	✓
EFKM 09032 H-KU 70 Diameter 32 cm	Sweeper 90 cm working width further Description Item No.-Nr. EFKM 07532 H-KU 70				✓	✓
EFKM 10037 H-KU 70 Diameter 37 cm	Sweeper 100 cm working width <ul style="list-style-type: none"> hydraulic driven incl. Combined sweeper swiveling mechanically left and right oscillating suspension 2 height adjustable wheels 135 x 40 mm hydraulic quick coupler 				✓	✓
EFKM 11537 H-KU 70 Diameter 37 cm	Sweeper 115 cm working width further Description Item No.: EFKM 10037 H-KU 70				✓	✓
EFKM 12537 H-KU 70 Diameter 37 cm	Sweeper 125 cm working width further Description Item No.: EFKM 10037 H-KU 70				✓	✓
EFKM 10045 H-KU 70 Diameter 45 cm	Sweeper 100 cm working width <ul style="list-style-type: none"> hydraulic driven incl. Combined sweeper swiveling mechanically left and right oscillating suspension 2 height adjustable wheels 135 x 40 mm hydraulic quick coupler 				✓	✓
EFKM 12545 H-KU 70 Diameter 45 cm	Sweeper 125 cm working width further Description Item No.: EFKM 10045 H-KU 70				✓	✓

<div> <div>K-Line</div> <div>Sweepers Attachments</div> </div>		Available for Sweepers					
Item No.	Description	EKFM 07532	EKFM 08232	EKFM 09032	EKFM 10032 EKFM 10037 EKFM 10045	EKFM 11537 EKFM 11545	EKFM 12537 EKFM 12545
GUSPL 075	Splash guards Rubber - 75 cm working width • incl. Attachments • pluggable mounted	✓					
GUSPL 082	Splash guards Rubber - 82 cm working width further Description Item No.: GUSPL 075		✓				
GUSPL 090	Splash guards Rubber - 90 cm working width further Description Item No.: GUSPL 075			✓			
GUSPL 100	Splash guards Rubber - 100 cm working width further Description Item No.: GUSPL 075				✓		
ZP 100	Intermediate plate for Splash guards Rubber + SSB 100 cm working width at EFKM 10045 required				Only EKFM 10045		
GUSPL 115	Splash guards Rubber 115 cm working width further Description Item No.: GUSPL 100					✓	
ZP 115	Intermediate plate for Splash guards Rubber + SSB 115 cm working width at EFKM 11545 required					Only EKFM 11545	
GUSPL 125	Splash guards Rubber 125 cm working width further Description Item No.: GUSPL 100						✓
ZP 125	Intermediate plate for Splash guards Rubber + SSB 125 cm working width at EFKM 12545 required						Only EKFM 12545
SSB 075 K	Dirt collector - 75 cm working width • PE Plastic • 2 PUR caster wheels for precise ground tracking • adjustable Holder • 2 Handles • Rubber sealing lip above • lever lock	✓					
SSB 082 K	Dirt collector - 82 cm working width further Description Item No.: SSB 075 K		✓				
SSB 090 K	Dirt collector - 90 cm working width further Description Item No.: SSB 075 K			✓			
SSB 100 K	Dirt collector - 100 cm working width at EFKM 11045 Intermediate plate required further Description Item No.: SSB 075 K				✓		
SSB 115 K	Dirt collector 115 cm working width at EFKM 11545 Intermediate plate required further Description Item No.: SSB 075 K					✓	
SSB 125 K	Dirt collector 125 cm working width at EFKM 12545 Intermediate plate required further Description Item No.: SSB 075 K						✓

<u>K-Line</u> Sweepers Attachments		Available for Sweepers					
		EKFM 07532	EKFM 08232	EKFM 09032	EKFM 10032 EKFM 10037	EKFM 11537	EKFM 12537
Item No.	Description						
Side broom for EFKM 10037 to EFKM 12537							
ASM 403237	Side broom - 40 cm working width <ul style="list-style-type: none"> mechanically driven through Broom shaft height and angle adjustable breakaway device Broom flaps aside 	✓	✓	✓	✓	✓	✓
ASH 403237	Side broom - 40 cm Broom Diameter <ul style="list-style-type: none"> hydraulically driven further Description Item No.: ASM 403237	✓	✓	✓	✓	✓	✓

<u>K-Line</u> Radial brush Sulky		Available for 2-wheel tractor				
		K 820	K 820 Pro	K 1500	K 2000	K 2100
Item No.	Description					
Radial brush						
RB 090 H-K 35	Radial brush 90 cm working width <ul style="list-style-type: none"> hydraulically driven 2-row poly brush height-adjustable running wheel, centrally mounted Angle Adjustment left and right Rotation left or right (specify when ordering) hydraulic quick coupler 	✓	✓	✓	✓	✓
Options for RB 090 H-K 35						
710 000 121	Brush set poly / corrugated wire compl. (12 elements)	✓	✓	✓	✓	✓
0800 910	Reversing valve to change the direction of rotation <ul style="list-style-type: none"> infinitely variable speed control Radial brush, turn left or right 	✓	✓	✓	✓	✓
Sulky						
SULK-SWH	<ul style="list-style-type: none"> Towing equipment with connecting parts Plastic seat shell lengthwise and height adjustable foamed wheels 260 x 85 	✓	✓	✓	✓	✓

K-Line

Winter maintenance

Snow Blades, Working Widths 85/100/115/125 cm

Spreader

Sulky









<h2>K-Line Winter maintenance</h2>		Available for Basic machine				
Item No.	Description	 K 820	 K 820 Pro	 K 1500	 K 2000	 K 2100
SCHN 085 ST-K 35 	Snow Blade 85 cm working width <ul style="list-style-type: none"> • rigid version • swiveling left and right - Blade height 45 cm • ROBA-Scraper • adjustable Ground skids • Pressure Weight 	✓	✓	✓		
SCHN 100 ST-K 35	Snow Blade 100 cm working width further Description see Item No.: SCHN 085 ST-K 35	✓	✓	✓		
SCHN 100 FK-MS-KU 70 	Snow Blade 100 cm working width <ul style="list-style-type: none"> • spring flaps • mechanical swiveling left and right - Blade height 45 cm • ROBA-Scraper • adjustable Ground skids • Pressure Weight 				✓	✓
SCHN 115 FK-MS-KU 70	Snow Blade 115 cm working width further Description see Item No.: SCHN 100 FK-MS-KU 70				✓	✓
SCHN 125 FK-MS-KU 70	Snow Blade 125 cm working width further Description Item No.: SCHN 100 FK-MS-KU 70				✓	✓
SLDST 70 K 35 	Spreader 70 ltr. funnel content <ul style="list-style-type: none"> • for Spreading salt, sand, grit • hydraulic driven • Spreading quantity regulation • long stir bar • Spreading widths from 0.5 to 4.0 m adjustable • 2 Steering castors • Jack stand 		✓	✓		
SLDST 70 H-KU 70 	Spreader 70 ltr. funnel content <ul style="list-style-type: none"> • hydraulic driven • for Spreading salt, sand, grit • Spreading quantity regulation • long stir bar • Spreading widths from 0.5 to 4.0 m adjustable • 2 Steering castors 				✓	✓
ADP-SLDST	Covering tarpaulin for Spreader		✓	✓	✓	✓
SULK-SWH 	Sulky <ul style="list-style-type: none"> • Towing equipment with connecting parts • Plastic seat shell lengthwise and height adjustable • foamed wheels 260 x 85 			✓		✓
SULK-K 2000 	Sulky for K 2000 <ul style="list-style-type: none"> • comfortable sitting while driving • Pulling Device with connecting parts • Plastic seat shell lengthwise and height adjustable 				✓	
K-STREUER-K 2000 	Towed roller Spreader 70 cm Spreading width <ul style="list-style-type: none"> • Reservoir volume aprx. 70 ltr. • for salt, sand, grit • hinged grit container cover • Driver's seat • Switchable floor drive for transfer shaft 				✓	
2000 201	Snow splash guard for engine protection <ul style="list-style-type: none"> • mounted on the sweeper 				✓	

K-Line

Mowers

Double blades cutter
Spindle mower



<u>K-Line</u> Mowers		Available for Basic machine				
		 K 820	 K 820 Pro	 K 1500	 K 2000	 K 2100
Item No.	Description					
DOME 090 H 	Double blades cutter 90 cm working width <ul style="list-style-type: none"> • hydraulically driven • ESM Blades • 2 adjustable Outsoles • Balance weight 		✓	✓	✓	✓
ABF-DOME-K 820 Pro	Mounting flange for Double blades cutter suitable for K 820		✓			
ABF-DOME-K 1500	Mounting flange for Double blades cutter suitable for K 1500			✓		
ABF-DOME-KU 70	Mounting flange for Double blades cutter suitable for K 2000/K2100/UBS Easy				✓	✓
SMW 076 KU 70	Spindle Mower 76 cm working width <ul style="list-style-type: none"> • hydraulically driven • 6 Knife spindle • Height adjustable roller • Spindle diameter 20 cm 				✓	✓







K-Line








Mechanical and thermal Weed remover

Mechanically: Brus plate 40 cm Diameter

Thermal: 75/100 cm working width



K-Line Mechanical Weed remover		Available for Basic machine				
		 K 820	 K 820 Pro	 K 1500	 K 2000	 K 2100
Item No.	Description					
WKBH-ABF 	Weed brush 40 cm Diameter <ul style="list-style-type: none"> hydraulically driven Büschelbesatz verstellbar in 2 Ebenen eingebautes Stützrad höhenverstellbarer Spritzschutz BelastungsWeight 		✓	✓	✓	✓
ABF-WKBH-K 820	Mounting flange suitable for WKBH-ABF for K 820 Pro		✓			
ABF-WKBH-K 1500	Mounting flange suitable for WKBH-ABF for K 1500			✓		
ABF-WKBH- KU 70	Mounting flange suitable for WKBH-ABF for K 2xxx and UBS Series				✓	✓

K-Line Thermal Weed remover		Available for Basic machine				
		 K 820	 K 820 Pro	 K 1500	 K 2000	 K 2100
Item No.	Description					
TWB 75 K 	Hoaf thermHIT 75 M <ul style="list-style-type: none"> working width 75 cm Ignition: Electric Power: 82 kW - 3.750 m² per Hour Gas consumption: 6 kg / Std. Weight: 40 kg 		✓	✓		
TWB 75 KD	Hoaf thermHIT 75 M <ul style="list-style-type: none"> with Deflector Weight: 44 kg Further Description TWB 75 K		✓	✓		
TWB 100 K 	Hoaf thermHIT 100 M <ul style="list-style-type: none"> working width 100 cm Ignition: Electric Power: 110 kW - 5.000m² per Hour Gas consumption: 8 kg / h Weight: 50 kg 		✓	✓	✓	✓
TWB 100 KD	Hoaf thermHIT 100 M <ul style="list-style-type: none"> with Deflector Weight: 54 kg Further Description TWB 100 K		✓	✓	✓	✓

K-Line



Artificial turf devices

Artificial turf broom

Artificial turf brush

Artificial turf Sweeper



<h2>K-Line Artificial turf devices</h2>		Available for Basic machine				
Item No.	Description	 K 820	 K 820 Pro	 K 1500	 K 2000	 K 2100
KRB 250 ABF 	Artificial turf broom 250 cm working width <ul style="list-style-type: none"> • 3-part broom bar • Left and right hinged for transport • Working height adjustable via 2 spindles • Ballast box for holding weights or bulk goods • Jack stand 			✓	✓	✓
ABF-KRB-KU 35	Mounting flange for K 1500			✓		
ABF-KRB-KU 70	Mounting flange suitable for K 2xxx and UBS Series				✓	✓
KRPB 100 	Artificial turf brush 100 cm working width <ul style="list-style-type: none"> • 100 cm working width • For incorporating, loosening and aerating the artificial granules • Weight: 94 kg 				✓	✓
EFKM 10037 H-KU 70 KR 	Artificial turf Sweeper 100 cm working width <ul style="list-style-type: none"> • hydraulically driven • Diameter 37 cm • Large hydraulic Engine with support • Incl. Special-purpose roller • mechanically left and right swivel • pendulum suspension • 2 height adjustable special wheels • Hydraulic quick coupling 				✓	✓
EFKM 12537 H-KU 70 KR 	Artificial turf Sweeper 125 cm working width further Description Item No.: EFKM 10037 H-KU 70 KR				✓	✓

UBS-Line

UBS Easy

9 /13 HP Industrial Engine

**Combined device for simple sweeping / winter service work
and weed removal**

- Hydraulic drive
- Hydraulic Auxiliary drive
- Stepless speed control
- Device quick connector
- Optional with electric starter, handbrake, working lights,
Position- and round light, Operating hours counter (and much more)





UBS-Line

UBS Easy

UBS Easy 9

UBS Easy 13



Largely dimensioned
Hydraulic oil reservoir 10,5 Liter

UBS Easy

- Forward + backward to 6 km / h with stepless adjustable, hydraulic drive and auxiliary drive
- Smooth starting and stopping
- Mechanical PTO shaft

Comfort control panel



Sturdy quick-change
connection (Ø 70 mm)



Lashing rings - on both
sides for safe transport




PTO Hydraulic quick
plug couplings



Height adjustable
steering bar



Basic machine UBS Easy 9/Easy 13

Item No.	Description	
UBS Easy 9 G 9 HP Petrol engine 	Basic machine UBS Easy 9 G (without wheels) <ul style="list-style-type: none"> • 6,6 kW (9HP) Honda-Industrial Engine • Oil automatic shut off • infinitely variable hydraulic drive • forward / reverse 0-6 km / h • Gear pump and differential axle • Vibration-damped and angle adjustable Handle bar • Control panel adjustable without tools • infinitely adjustable hydraulic Power take • PTO Connection • Devices quick connector • Dead man switch • Jack stand for equipment exchange • Lashing rings 	
UBS Easy 9 G-E 9 HP Petrol engine	Basic machine UBS Easy 9 G-E (without wheels) <ul style="list-style-type: none"> • with Electric start further Equipment such as UBS Easy 9 G	
UBS Easy 13 G 13 HP Petrol engine	Basic machine UBS Easy 13 G (without wheels) <ul style="list-style-type: none"> • 9,4 kW (13 HP) Honda-Industrial Engine further Equipment such as UBS Easy 9 G	
UBS Easy 13 G-E 13 HP Petrol engine	Basic machine UBS Easy 13 G-E (without wheels) <ul style="list-style-type: none"> • with Electric start further Equipment such as UBS Easy 9 G	
Technical data	Easy 9	Easy 13
Engine	Honda 4-Stroke-Industrial Engine	Honda 4-Stroke-Industrial Engine
Engine output	6,6 kW (5,5 HP)	9,6 kW (13 HP)
Fuel tank	6 Liter/Petrol	6 Liter/Petrol
E-Start	Type 9 G-E	Type 13 G-E
Drive / drive type	Hydrostatically, Differential	Hydrostatically, Differential
Driving speed infinitely variable forward (Varies depending on tire size) backward (Varies depending on tire size)	0-6 km/h 0-6 km/h	0-6 km/h 0-6 km/h
Steering system	Differential	Differential
Hillside suitability	no	no
Parking brake	no	no
Steering bar Height adjustment Infinitely adjustable Vibration dampened	yes no yes	yes no yes
Auxiliary drive: Hydraulic Infinitely adjustable Mechanic Driveline	yes yes yes light Version	yes yes yes light Version
Hydraulic oil reservoir	10,5 Liter	10,5 Liter
Oil cooler	no	no
Basic weight without equipment	80 kg	85 kg

Options

BSTZ-B	Operating hours counter
MP-BS-UBS Easy	Brake lowering valve

Wheels and wheel options Page 56

Sweepers

Details from Page 59



Winter maintenance

Details Page 63



Mowers

Details from Page 65



Weed remover mechanically driven

Details Page 70



Thermal Weed remover

Details Page 71



UBS-Line

UBS Hydro

9/13 /14/16 HP Industrial Engine

Universal model with Hydro-Pro-Steering Zero-Turn

- Hydraulic drive
- Hydraulic Auxiliary drive
- Stepless speed control
- Device quick connector
- Optional with electric starter, handbrake, working lights, Position- and round light, Operating hours counter (and much more)





UBS-Line

UBS Hydro

UBS Hydro 7 Diesel



UBS Hydro 9

UBS Hydro 13

UBS Hydro 14

UBS Hydro 16



UBS Hydro

- Forward + backward to 6 km / h with stepless adjustable, hydraulic drive and auxiliary drive
- Smooth starting and stopping
- Mechanical PTO shaft

Comfort control panel



Largely dimensioned
Hydraulic oil reservoir 10,5 Liter

Steering through
2 wheel motors




Proportional valve with
integrated brake lowering
valve by Kersten

Axial piston pump
aluminum

Steering bar height
adjustable tool free



Basic machine UBS Hydro

Item No.	Description
UBS Hydro 7 G 	Basic machine UBS Hydro 7 D (without wheels) <ul style="list-style-type: none"> • Double filter system and noise insulation package • Axial piston pump and 2 wheel motors • Brake lowering valve • Control panel adjustable without tools • PTO Connection • Devices quick connector • Dead man switch for PTO and drive system • Jack stand for equipment exchange • Lashing rings Further Features see Technical data
UBS Hydro 7 D-E E-Start	Basic machine UBS Hydro 7 D-E (without wheels) <ul style="list-style-type: none"> • with Electric start Further Equipment such as UBS 7 D
UBS Hydro 9 G 9 HP Petrol engine (Brutto-Power) 	Basic machine UBS Hydro 9 G (without wheels) <ul style="list-style-type: none"> • to 20° (36%) Hillside suitability • Oil shutdown automatic • Brake lowering valve • Control panel adjustable without tools • PTO Connection • Devices quick connector • Dead man switch for PTO and drive system • Jack stand for equipment exchange • Lashing rings Further Features see Technical data
UBS Hydro 9 G-E 9 HP Petrol engine E-Start	Basic machine UBS Hydro 9 G-E (without wheels) <ul style="list-style-type: none"> • with Electric start Further Equipment such as UBS 9 G
UBS Hydro 13 G 13 HP Petrol engine	Basic machine UBS Hydro 13 G (without wheels) Further Equipment such as UBS 9 G
UBS Hydro 13 G-E 13 HP Petrol engine E-Start	Basic machine UBS Hydro 13 G-E (without wheels) <ul style="list-style-type: none"> • with Electric start Further Equipment such as UBS 9 G
UBS Hydro 14 G 14 HP Petrol engine 	Basic machine UBS Hydro 14 G (without wheels) <ul style="list-style-type: none"> • to 30° (58%) Hillside suitability • Oil pressure switch • Brake lowering valve • Control panel adjustable without tools • PTO Connection • Devices quick connector • Dead man switch for PTO and drive system • Jack stand for equipment exchange • Operating hours counter • Lashing rings Further Features see Technical data
UBS Hydro 14 G-E 14 HP Petrol engine E-Start	Basic machine UBS Hydro 14 G-E (without wheels) <ul style="list-style-type: none"> • with Electric start Further Equipment such as UBS 9 G
UBS Hydro 16 G 16 HP Petrol engine 	Basic machine UBS Hydro 16 G (without wheels) <ul style="list-style-type: none"> • to 30° (58%) Hillside suitability • Oil pressure switch • Brake lowering valve • Control panel adjustable without tools • PTO Connection • Devices quick connector • Dead man switch for PTO and drive system • Jack stand for equipment exchange • Operating hours counter • Lashing rings Further Features see Technical data
UBS Hydro 16 G-E 16 HP Petrol engine E-Start	Basic machine UBS Hydro 16 G-E (without wheels) <ul style="list-style-type: none"> • with Electric start Further Equipment such as UBS 16 G

Sweepers

Details from Page 59



Winter maintenance

Details Page 63



Mowers

Details from Page 65



Weed remover mechanically driven

Details Page 70



Thermal Weed remover

Details Page 71



UBS-Line

UBS Hydro

Equipment/technical data

Technical data	Hydro 7 D	Hydro 9	Hydro 13	Hydro 14	Hydro 16
Engine	Hatz Diesel	4-Stroke-Industrial Engine	4-Stroke-Industrial Engine	B&S 2 Cylinder	B&S 2 Cylinder
Engine output	5 kW (6,8 HP)	6,6 kW (9 HP)	9,6 kW (13 HP)	10,3 kW (14 HP)	11,8 kW (16 HP)
Fuel tank/Fuel	6 Liter/Diesel	6 Liter/Petrol	6 Liter/Petrol	7 Liter/Petrol	7 Liter/Petrol
E-Start	Type 7 D-E	Type 9 G-E	Type 13 G-E	Type 14 G-E	Type 16 G-E
Drive / Drive type	Hydrostatically, 2 Wheel motors	Hydrostatically, 2 Wheel motors	Hydrostatically, 2 Wheel motors	Hydrostatically, 2 Wheel motors	Hydrostatically, 2 Wheel motors
Driving speed infinitely variable forward (varies depending on tire size) backward (varies depending on tire size)	0-6 km/h 0-6 km/h	0-6 km/h 0-6 km/h	0-6 km/h 0-6 km/h	0-6 km/h 0-6 km/h	0-6 km/h 0-6 km/h
Steering system	Hydro-Pro Zero Turn	Hydro-Pro Zero Turn	Hydro-Pro Zero Turn	Hydro-Pro Zero Turn	Hydro-Pro Zero Turn
Hillside suitability	to 20° (36 %)	to 20° (36 %)	to 30° (58 %)	to 30° (58 %)	to 30° (58 %)
Parking brake	no	no	no	no	no
Steering bar Height adjustment Infinitely adjustable Vibration dampened	Tool less Tool less (Option) yes	Tool less Tool less (Option) yes	Tool less Tool less (Option) yes	Tool less Tool less (Option) yes	Tool less Tool less (Option) yes
Auxiliary drive: Hydraulic Infinitely adjustable Mechanic Driveline	no no yes light Version	no no yes light Version	no no yes light Version	no no yes light Version	no no yes light Version
Hydraulic oil reservoir	10,5 Liter	10,5 Liter	10,5 Liter	10,5 Liter	10,5 Liter
Oil cooler	no	no	no	no	no
Basic weight without equipment	160 kg	145 kg	150 kg	160 kg	165 kg





UBS-Line

UBS Master

16/18 HP Industrial Engine

Top modell with strong Extras

- Hydro-Pro steering Zero turn
- Height and lateral adjustable hand bar
- Stronger mechanical Driveline
- For the use of larger attachments
- Optional with electric starter, handbrake, working lights, Position- and round light, Operating hours counter (and much more)





UBS-Line

UBS Master

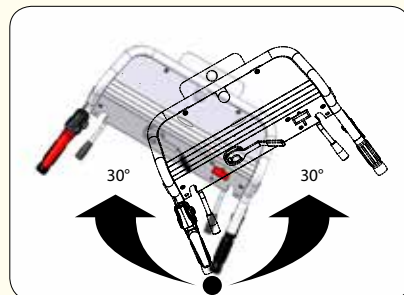
UBS Master 16

UBS Master 18



UBS Master

- Stronger mechanical driveline (comparison EASY und HYDRO)
- For use of larger attachments
- Hydro-Pro Steering and Zero Turn
- Height and laterally adjustable steering bar



Zero-Turn-Steering



Copes with gradients up to 58%



Reinforced wheel motors


Proportional valve with integrated brake lowering valve by Kersten

Axial piston pump aluminum

Parking support for device change



Basic machine UBS Master

Item No.	Description	
UBS Master 16 G 16 HP Petrol engine 	Basic machine UBS Master 16 G (without wheels) <ul style="list-style-type: none"> • 11,8 kW (16 HP) B & S Vanguard 2-Cylinder-Petrol engine • to 30° (58%) Hillside suitability • Oil pressure switch • Axial piston pump and 2 wheel motors • Infinitely variable hydraulic drive • forward / backward 0-6 km/h • Hydro-Pro Steering - Zero-Turn - • Brake lowering valve • mechanical parking brake • Vibration-dampened and height-adjustable guide bar • Operator console Tool less height- and side-adjustable • PTO Connection • Duplex belt strand • Devices quick connector • Dead man switch for PTO and drive system • Jack stand for equipment exchange • Operating hours counter • Lashing rings 	
UBS Master 16 G-E 16 HP Petrol engine E-Start	Basic machine UBS Master 16 G-E (without wheels) <ul style="list-style-type: none"> • with Electric start Further Equipment such as UBS Master 16 G	
UBS Master 18 G 18 HP Petrol engine	Basic machine UBS Master 18 G (without wheels) <ul style="list-style-type: none"> • 13,2 kW (18 HP) B & S Vanguard 2-Cylinder-Petrol engine Further Equipment such as UBS Master 16 G	
UBS Master 18 G-E 18 HP Petrol engine E-Start	Basic machine UBS Master 18 G-E (without wheels) <ul style="list-style-type: none"> • with Electric start Further Equipment such as UBS Master 16 G	
Technical data	UBS Master 16	UBS Master 18
Engine	B&S 2-Cylinder	B&S 2-Cylinder
Engine output	11,8 kW (16 HP)	13,2 kW (18 HP)
Fuel tank/Fuel	7 Liter/Petrol	7 Liter/Petrol
E-Start	Type 16 G-E	Type 18 G-E
Drive Drive Type	Hydrostatically 2 heavy wheel motors	Hydrostatically 2 heavy wheel motors
Driving speed infinitely variable forward (varies depending on tire size) backward (varies depending on tire size)	0-6 km/h 0-6 km/h	0-6 km/h 0-6 km/h
Steering system	Hydro-Pro Zero Turn	Hydro-Pro Zero Turn
Hillside suitability	to 30° (58 %)	to 30° (58 %)
Parking brake	yes	yes
Steering bar Height adjustment Infinitely adjustable Vibration dampened	Tool less Tool less yes	Tool less Tool less yes
Auxiliary drive: Hydraulic Infinitely adjustable Mechanic Driveline	no no yes strong Version	no no yes strong Version
Hydraulic oil reservoir	10,5 Liter	10,5 Liter
Oil cooler	no	no
Basic weight without equipment	180 kg	180 kg

Sweepers

Details from Page 59



Winter maintenance

Details Page 63



Mowers

Details from Page 65



Weed remover mechanically driven

Details Page 70



Thermal Weed remover

Details Page 71



UBS-Line

UBS Alpin

18/23 HP Industrial Engine

Premiummodell zur Pflege von Extremflächen

- Hydro-Pro-Steering Zero-Turn
- Height and lateral adjustable hand bar
- Stronger mechanical Driveline
- Copes with gradients up to 100%
- Optional with electric starter, handbrake, working lights, Position- and round light, Operating hours counter (and much more)





UBS-Line

UBS Alpin

UBS Master 16

UBS Master 18



Zero-Turn-Steering

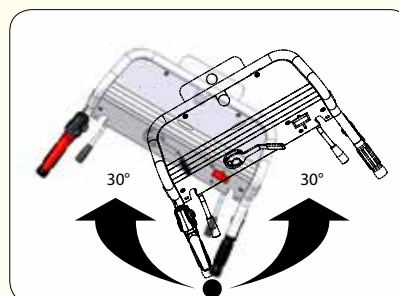


Overcomes slopes
To 100%




UBS Alpin

- Strongest drive through high pressure components
- For extreme slopes
- Hydro-Pro-Steering Zero Turn
- Height- and side-adjustable handrail




Oil cooler for
constant power



Stronger Wheel motors




Highly dimensioned
Driveline for Professions



Stronger
Axial piston pump in cast iron



Basic machine UBS Alpin

Item No.	Description	
UBS Alpin 18 G-E 18 HP Petrol engine E-Start 	Basic machine UBS Alpin 18 G-E (without wheels) <ul style="list-style-type: none"> • 13,2 kW (18 HP) B & S Vanguard -2-Cylinder-Petrol engine • with Electric start • to 45° (100%) Hillside suitability • Oil pressure switch • Oil cooler • Axial piston pump and 2 wheel motors • Infinitely variable hydraulic drive • forward / backward 0-6 km/h • Hydro-Pro Steering Zero Turn • Brake lowering valve • mechanical Parking brake • Vibration-dampened and height-adjustable guide bar • Operator console Tool less height- and side-adjustable • PTO Connection • Duplex belt strand • Devices quick connector • Dead man switch for PTO and drive system • Jack stand for equipment exchange • Operating hours counter • Lashing rings 	
UBS Alpin 23 G-E 23 HP Petrol engine E-Start	Basic machine UBS Alpin 23 G-E (without wheels) <ul style="list-style-type: none"> • 16,9 kW (23 HP) B & S Vanguard 2-Cylinder-Petrol engine Further Equipment such as UBS Alpin 18 G-E	
Technical data	UBS Alpin 18	UBS Alpin 23
Engine	B&S 2-Cylinder	B&S 2-Cylinder
Engine output	13,4 kW (18 HP)	16,9 kW (23 HP)
Fuel tank/Fuel	7 Liter/Petrol	7 Liter/Petrol
E-Start	yes	yes
Drive Drive Type	Hydrostatically 2 schwere Wheel motors	Hydrostatically 2 schwere Wheel motors
Driving speed infinitely variable forward (varies depending on tire size) backward (varies depending on tire size)	0-6 km/h 0-6 km/h	0-6 km/h 0-6 km/h
Steering system	Hydro-Pro Zero Turn	Hydro-Pro Zero Turn
Hillside suitability	to 45° (100 %)	to 45° (100 %)
Parking brake	yes	yes
Steering bar Height adjustment Infinitely adjustable Vibration dampened	Tool less Tool less yes	Tool less Tool less yes
Auxiliary drive: Hydraulisch Infinitely adjustable Mechanisch Driveline	no no yes strong Version	no no yes strong Version
Hydraulic oil reservoir	10,5 Liter	10,5 Liter
Oil cooler	yes	yes
Basic weight without equipment	212 kg	225 kg

Sweepers

Details from Page 59



Winter maintenance

Details Page 63



Mowers

Details from Page 65



Weed remover mechanically driven

Details Page 70



Thermal Weed remover

Details Page 71



UBS-Line Wheels/Wheel accessories

Wheels		UBS Easy	UBS Hydro	UBS Master	UBS Alpin
	4.00 - 8 Bloc profile	✓	✓		
	4.00 - 8 Field profile	✓	✓		
	Twin tire set 4.00 - 8		✓		
	Twin tire set 4.00 - 8 Field profile		✓		
	16 x 6.50 - 8 Bloc profile	✓	✓		
	16 x 6.50 - 8 Field profile	✓	✓		
	Twin tire set 16 x 6.50 - 8 Field profile		✓		
	18 x 9.50 Field profile			✓	✓
	21 x 11.00 Field profile			✓	✓
	18 x 7.00 Field profile	✓	✓	✓	✓
	Twin tire set 18 x 7.00 Field profile		✓	✓	✓

Attachments for Wheels

	Grid tire 4.00 - 8
	Snow Chains for 4.00 - 8
	Spurscheiben 4.00 x 8
	Weights for 4.00 - 8 13 kg
	Spurscheiben 16 x 6.50 - 8
	Snow Chains 16 x 6.50 - 8
	Weights for 16.00 - 8 13 kg
	Grid tire 18.00 x 9,5
	Grid tire 21.00 x 11
	Thorn Roll for 18 x 9.50 21 x 11.00 (only Master/Alpin)
	broadening of spiked rollers (only Master/Alpin)

UBS-Line Attachments



Sweepers and Attachments

from Page 59



Winter maintenance and Attachments

Page 63



Mowers and Attachments

from Page 65



Weed removing and Attachments

from Page 70



Single purpose devices

- Weed removing
- Leave blowing
- Rotary and reversing cultivation
- Lawn seeding

from Page 73



UBS-Line Sweepers

Working Widths 90/100/115/125 cm
Diameter 32/37 cm



UBS-Line Sweepers		Available for Basic machine			
Item No.	Description	 UBS Easy	 UBS Hydro	 UBS Master	 UBS Alpin
EFKM 10037 H-KU 70 Diameter 32 cm	Sweeper 100 cm working width hydraulically driven <ul style="list-style-type: none"> incl. Combined sweeper swiveling mechanically left and right oscillating suspension 2 height adjustable wheels 135 x 40 mm hydraulic quick coupler 	✓			
EFKM 11537 H-KU 70 Diameter 37 cm	Sweeper 115 cm working width further Description Item No.: EFKM 10037 H-KU 70	✓			
EFKM 12537 H-KU 70 Diameter 37 cm	Sweeper 125 cm working width further Description Item No.: EFKM 10037 H-KU 70	✓			
EFKM 10045 H-KU 70 Diameter 45 cm	Sweeper 100 cm working width hydraulically driven <ul style="list-style-type: none"> incl. Combined sweeper swiveling mechanically left and right oscillating suspension 2 height adjustable wheels 135 x 40 mm hydraulic quick coupler 	✓			
EFKM 12545 H-KU 70 Diameter 45 cm	Sweeper 125 cm working width further Description Item No.: EFKM 10045 H-KU 70	✓			
EFKM 10037 M-U 70 Diameter 37 cm	Sweeper 100 cm working width mechanical driven <ul style="list-style-type: none"> incl. Combined sweeper swiveling mechanically left and right oscillating suspension Quick release axle 2 height adjustable wheels 135 x 40 mm 	✓	✓		
EFKM 12537 M-U 70 Diameter 37 cm	Sweeper 125 cm working width further Description Item No.: EFKM 10037 M-U 70	✓	✓		
EFKM 07532 MH-U 70 Diameter 32 cm, Hydraulic package	Sweeper 75 cm working width hydraulically driven <ul style="list-style-type: none"> incl. hydraulic system consisting of pump, tank and control valve incl. Combined sweeper Infinitely variable speed swiveling mechanically left and right oscillating suspension 2 height adjustable wheels 135 x 40 mm 	✓	✓		
EFKM 09032 MH-U 70 Diameter 32 cm, Hydraulic package	Sweeper 90 cm working width further Description Item No.: EFKM 07532 MH-U 70	✓	✓		
EFKM 10037 MH-U 70 Diameter 37 cm, Hydraulic package	Sweeper 100 cm working width further Description Item No.: EFKM 07532 MH-U 70	✓	✓		
EFKM 12537 MH-U 70 Diameter 37 cm, Hydraulic package	Sweeper 125 cm working width further Description Item No.: EFKM 07532 MH-U 70	✓	✓		
EFKM 13045 M-U 70 Diameter 45 cm, Hydraulic package	Sweeper 130 cm working width further Description Item No.: EFKM 10037 M-U 70			✓	✓

UBS-Line Sweepers Attachments		Available for Sweepers				
		EKFM 07532 EKFM 07537	EKFM 09032 EKFM 09037	EKFM 10037 EKFM 10045	EKFM 11537 EKFM 11545	EKFM 12537 EKFM 12545
Item No.	Description					
GUSPL 075	Splash guards Rubber - 75 cm working width • incl. Attachments • pluggable mounted	✓				
GUSPL 090	Splash guards Rubber - 90 cm working width further Description Item No.: GUSPL 075		✓			
GUSPL 100	Splash guards Rubber - 100 cm working width further Description Item No.: GUSPL 075			✓		
ZP 100	Intermediate plate for Splash guards Rubber + SSB 100 cm working width at EFKM 10045 required			Only EKFM 10045		
GUSPL 115	Splash guards Rubber 115 cm working width further Description Item No.: GUSPL 100				✓	
ZP 115	Intermediate plate for Splash guards Rubber + SSB 115 cm working width at EFKM 11545 required				Only EKFM 11545	
GUSPL 125	Splash guards Rubber 125 cm working width further Description Item No.: GUSPL 100					✓
ZP 125	Intermediate plate for Splash guards Rubber + SSB 125 cm working width at EFKM 12545 required					Only EKFM 12545
SSB 075 K	Dirt collector - 75 cm working width • PE Plastic • 2 PUR caster wheels for precise ground tracking • adjustable Holder • 2 Handles • Rubber sealing lip above • lever lock	✓				
SSB 090 K	Dirt collector - 90 cm working width further Description Item No.: SSB 075 K		✓			
SSB 100 K	Dirt collector - 100 cm working width at EFKM 11045 Intermediate plate required further Description Item No.: SSB 075 K			✓		
SSB 115 K	Dirt collector - 115 cm working width at EFKM 11545 Intermediate plate required further Description Item No.: SSB 075 K				✓	
SSB 125 K	Dirt collector 125 - cm working width at EFKM 12545 Intermediate plate required further Description Item No.: SSB 075 K					✓

UBS-Line Sweepers Attachments/Options		Available for Sweepers			
		EKFM 10037	EKFM 12537	EKFM 10045	EKFM 12545
Item No.	Description				
Side broom					
ASM 403237	Side broom - 40 cm Broom Diameter mechanically driven <ul style="list-style-type: none"> height and angle adjustable breakaway device Broom flaps aside 	✓	✓		
ASH 403237	Side broom - 40 cm Broom Diameter hydraulically driven further Description Item No.: ASM 403237	✓	✓		
ASM 4045	Side broom - 40 cm working width mechanical driven <ul style="list-style-type: none"> height and angle adjustable breakaway device Broom flaps aside 			✓	✓
ASH 4045	Side broom - 40 cm Broom Diameter hydraulically driven further Description Item No.: ASM 4045			✓	✓
Jack Stands					
AST 37 LR	Jack Stands for EFKM - Diameter 37 cm <ul style="list-style-type: none"> with castors for easier installation and removal of Sweeper for bearing the Sweeper 	✓	✓		
AST 45 LR	Jack Stands for EFKM - Diameter 45 cm further Description Item No.: AST 37 LR			✓	✓

Sulky		Available for 2-wheel tractor			
Item No.	Description	UBS Easy	UBS Hydro	UBS Master	UBS Alpin
SULK-SWH	<ul style="list-style-type: none"> comfortable sitting while driving Pulling Device with connecting parts Plastic seat shell Quick release axle 	✓	✓	✓	✓

UBS-Line

Winter maintenance

Snow Blades, Working Widths 100/115/125 cm
Spreader







<h2>UBS-Line Winter maintenance</h2>		Available for Basic machine			
		 UBS Easy	 UBS Hydro	 UBS Master	 UBS Alpin
Item No.	Description				
SCHN 100 FK-MS-KU 70 	Snow Blade 100 cm working width <ul style="list-style-type: none"> • spring flaps • mechanical swiveling left and right • Blade height 45 cm • ROBA-Scraper • adjustable Ground skids • Pressure Weight 	✓	✓		
SCHN 115 FK-MS-KU 70	Snow Blade 115 cm working width further Description Item No. SCHN 100 FK-MS-KU 70	✓			
SCHN 125 FK-MS-KU 70	Snow Blade 125 cm working width further Description Item No. SCHN 100 FK-MS-KU 70	✓	✓		
SLDST 70 H-KU 70 	Spreader 70 ltr. Funnel content for Spreading salt, sand, grithydraulically driven <ul style="list-style-type: none"> • Spreading quantity regulation • long stir bar • Spreading widths from 0.5 to 4.0 m adjustable • 2 Steering castors 	✓			
SLDST 70 M-U 70 	Spreader 70 ltr. Funnel content for Spreading salt, sand, grit <ul style="list-style-type: none"> • mechanical driven • Spreading quantity regulation • long stir bar • Spreading widths from 0.5 to 4.0 m adjustable • 2 Steering castors Only for UBS without hydraulic Auxiliary drive		✓		
ADP-SLDST	Covering tarpaulin for Spreader	✓	✓		
SCHNFR 060 M-U 70 	Snowblower 60 cm working width <ul style="list-style-type: none"> • 2 stages • rotatable discharge chute crank handle 180 ° • Impeller blower • adjustable skids • Snow splash protection for the drive motor from UBS Hydro 	✓	✓		
SCHNFR 080 M-U 70	Snowblower 80 cm working width further Description Item No. SCHNFR 060 M-U 70		✓	✓	✓

UBS-Line Mowers

Double blades cutter
Portal mowers
Vertical fail mower



UBS-Line Mowers		Available for Basic machine			
Item No.	Description	 UBS Easy	 UBS Hydro	 UBS Master	 UBS Alpin
Double blades cutter (for UBS without hydraulic Auxiliary drive)					
DOME 090 KU 70	Double blades cutter 90 cm working width <ul style="list-style-type: none"> • ESM Bidux-Double cutter bar • hydraulically driven • 2 adjustable skids • Compensation Weight 	✓			
DOME 125 M-U 70	Double blades cutter 125 cm from UBS Hydro 9 <ul style="list-style-type: none"> • mechanical driven • ESM Bidux-Double cutter bar • Oil bath center drive • Reduction gearbox • 2 adjustable skids 	✓	✓		
DOME 140 M-U 70	Double blades cutter 140 cm from UBS Hydro 13 further Description Item No.: DOME 125 M-U 70	✓	✓		
DOME 170 M-U 70	Double blades cutter 170 cm further Description Item No.: DOME 125 M-U 70		✓	✓	✓
Portal mower (for UBS without hydraulic Auxiliary drive)					
PMW 140 M-U 70	Portal mower 140 cm from UBS Hydro 13 <ul style="list-style-type: none"> • ESM Bidux-Double blades cutter 	✓	✓		
PMW 200 M-U 70	Portal mower 200 cm working width <ul style="list-style-type: none"> • ESM Bidux-Double blades cutter 		✓	✓	✓
Vertical fail mower					
ESM 080 M-U 70	Vertikalschlegelmähvorsatz 80 cm working width from UBS Hydro 13 <ul style="list-style-type: none"> • Skids left and right • Working height 40 - 80 mm • with oscillating blades • Also shreds vine or tree trimming up to 50 mm • Blade brake 	✓	✓		
LAUFT-ESM 80	Running plate, 2-way adjustable in height (Option)	✓	✓		

UBS-Line Mowers		Available for Basic machine			
		UBS Easy	UBS Hydro	UBS Master	UBS Alpin
Vertical fail mowers 65-120 cm working width					
SCHLM 065 M-U 70	Rotary mower 65 cm (without Blades) • Hollow chamber wheels 260x85 mm • 4-way adjustable • chain guard • without cutting tools	✓	✓		
SCHLM 090 M-U 70	Rotary mower 90 cm (without Blades) • without Cutting tools further Description Item No.: SCHLM 065 M-U 70		✓		
SCHLM 100 M-U 70	Rotary mower 100 cm (without Blades) • without Cutting tools further Description Item No.: SCHLM 065 M-U 70		✓	✓	✓
SCHLM 120 M-U 70	Rotary mower 120 cm (without Blades) • without Cutting tools further Description Item No.: SCHLM 100 M-U 70			✓	✓
Rotary mower (Drum spinning)					
KRM 082 M-U 70	Rotary mower (Drum spinning) 82 cm working width from UBS Hydro 13 • with 2 Cutting discs • zum Schneiden von Langgras		✓		
KRM 102 M-U 70	Rotary mower (Drum spinning) 102 cm working width • with 2 Cutting discs • zum Schneiden von Langgras			✓	✓
KRM 115 M-U 70	Rotary mower (Drum spinning) 115 cm working width • with 2 Cutting discs • zum Schneiden von Langgras			✓	✓
Extension Belt rake 140 cm working width					
BR 140 M-U 70	Extension Belt rake 140 cm working width • 2 adjustable, steerable wheels • for tedding, turning and raking		✓	✓	✓
Baler					
BP 550	Baler MP 550 • for rolling and pressing of leaves and grass		✓	✓	✓

UBS-Line Options for Mowers		Available for Attachments			
		SCHLM 065 M-U 70 65 cm working width	SCHLM 090 M-U 70 90 cm working width	SCHLM 100 M-U 70 100 cm working width	SCHLM 120 M-U 70 120 cm working width
Item No.	Description				
Attachments/Options for Vertical fail mowers					
LFRH 065	Caster behind	✓			
GROBSCHLE-SATZ 065	Rough cut Rotary (Set) 65 cm working width	✓			
FEINSCHLE-SATZ 065	Fine cut Rotary (Set) 65 cm working width	✓			
LFRH 090	Caster behind		✓		
GROBSCHLE-SATZ 090	Rough cut Rotary (Set) 90 cm working width		✓		
FEINSCHLE-SATZ 090	Fine cut Rotary (Set) 90 cm working width		✓		
LFRH 100	Caster behind			✓	
GROBSCHLE-SATZ 100	Rough cut Rotary (Set) 100 cm working width			✓	
FEINSCHLE-SATZ 100	Fine cut Rotary (Set) 100 cm working width			✓	
LFRH 120	Caster behind				✓
GROBSCHLE-SATZ 120	Rough cut Rotary (Set) 120 cm working width				✓
FEINSCHLE-SATZ 120	Fine cut Rotary (Set) 120 cm working width				✓

Weed removal

Mechanical Weed brush

Mechanical Weed remover (WE)

Thermal Weed remover (System HOAF)



Weed eliminate

What you should know about weed removing

For environmental reasons the processing of wild cabbage with chemicals or salt is prohibited at law for some time and therefore taboo. Municipalities and private land owners are therefore looking for alternatives to environmentally friendly alternatives. There are now a lot of different methods, for example hot water or steam. These are, unfortunately, less effective, elaborate and usually expensive. We rely on two more effective alternatives.

Mechanical weed removal on paved ways or places

Through many years of experience with weed removal, we rely on mature, effective techniques. On the one hand, the mechanical removal of the weed. There is a weed brush with a horizontal rotating plate. With a diameter of 40 cm to 110 cm, this brush is prepared for a wide variety of substrates, mainly on cobbled streets or paths. The choice is simple, with surface-friendly wire buckles and / or aggressive wire braids, so that not only a clean result is immediately visible, but this method also ensures fast working.


Mechanical weed removal on trails or water-bound ceiling






On unconsolidated paths, for example, on water-bound ceilings and farmyards with gravel, the weed remover is equipped with vertical tools. Working widths of 90/110/150 cm radically remove not only the wild herb, but also the bulk of the root plant. Rapid re-growth is virtually impossible. As carrier machines for all mechanical weed removers are used Production coming single-axle, tugs and municipal vehicles of all established makes.

Thermal removing with infrared heating

The second particularly effective option is the treatment of the wild herb with heat. The principle is simple: in combination with hot air and infrared heat, the protein structures of the wild are destroyed in such a way that the plant dies. It is also important to ensure that the treatment is as early as possible. For when the wild herb plants have reached a certain height (about 10 cm), an effective thermal treatment is no longer possible. As a rule of thumb for treatment, it is necessary to start in the growth period in March, when the plants are still very small. The operation is simple: depending on the vegetation, the wild grass remover is slowly driven at approx. 1.0 to 2.5 km / h over the infected surfaces. Plaster surfaces, gravel, grit or sand paths with regular traffic, eg urban and municipal plazas, walkways in residential areas and also park and cemetery systems, are suitable. The first result can be seen right after the treatment: The plant is withered. After 1-2 days, the plant turns yellow and after about a week you can sweep the dead plant remnants from the surface. The treatment should be repeated every three to four weeks from the growth period in the spring to the autumn, in order to avoid rapid regrowth. Various aggregates are available for the thermal treatment of wild herbs. Depending on the use and surface performance as a hand-held device in working widths from 15 cm to 75 cm, as an attachment for single-axle or municipal machines in working widths from 75 to 125 cm. For example, the gas consumption is about 1.4 to 2.8 kg / hour for the thermHit 45 (45 cm working width) and about 6 kg / hour for the thermHit 75 (75 cm working width). In contrast to other manufacturers Kersten covers the entire range from 8 cm to 125 cm working width, both mechanically and thermally. The advantage is that the user gets the right device from a single source for every application.



UBS-Line Mechanical Weed remover		Available for Basic machine			
Item No.	Description	 UBS Easy	 UBS Hydro	 UBS Master	 UBS Alpin
Weed brush					
WKBH-ABF 	Weed brush 40 cm Brush plate Diameter <ul style="list-style-type: none"> • hydraulic driven • Tuft equipment • adjustable in 2 levels • installed wheel • height-adjustable splash guard • Pressure Weight 	✓			
ABF-WKBH- KU 70	Mounting flange suitable for WKBH-ABF UBS Serie	✓			
WKB 60 M-U 70	Weed brush 60 cm Brush plate Diameter <ul style="list-style-type: none"> • without tools • mechanical driven • adjustable in 2 levels • height-adjustable splash guard • height-adjustable support wheel 	✓	✓	✓	✓
Attachments for Weed brush					
BUES-SATZ-WKB 60	Tufts at Flat and corrugated wire	✓	✓	✓	✓
ZOPF-SATZ-WKB 60	Cable plaits	✓	✓	✓	✓
BLGW-WKB 60	Pressure Weight for Weed remover	✓	✓	✓	✓
WE Weed remover					
WE 090 M-U 70	Weed remover 90 cm working width from UBS Hydro 13 <ul style="list-style-type: none"> • without Tools • Working depth continuously adjustable by 2 wheels • less vibration by opposing Tools • adjustable Side mudguards • Side mudguards spring flaps 		✓	✓	✓
Attachments for Weed removerr WE 90 M-U 70					
WM-SATZ 090	Set of Angle Blades <ul style="list-style-type: none"> • for weed removal on water-bound surfaces 		✓	✓	✓
BUES-SATZ 090	Tufts set of sheet metal and corrugated wire <ul style="list-style-type: none"> • for weed removal on paved surfaces 		✓	✓	✓
MEISSEL-SATZ 090	Chisel set with carbide insert as tools <ul style="list-style-type: none"> • for weed removal on crushed stone types waterborne surfaces 		✓	✓	✓
GIWA-WE 090	Grid roller <ul style="list-style-type: none"> • mounted between weed remover and Basic machine 		✓	✓	✓
RABLGW-WE 090	Receiving frame for extra weights <ul style="list-style-type: none"> • for holding up to 2 weights 		✓	✓	✓
BLGW-WE	Pressure Weight <ul style="list-style-type: none"> • appr. 32 kg Weight • 2 Handles 		✓	✓	✓

<div> <div>UBS-Line</div> <div>Thermal Weed remover</div> </div>		Available for Basic machine			
Item No.	Description	 UBS Easy	 UBS Hydro	 UBS Master	 UBS Alpin
TWB 100 K 	Hoaf thermHIT 100 M <ul style="list-style-type: none"> • working width 100 cm • Ignition: Electric • Power: 110 kW - 5.000m² per Hour • Gas consumption: 8 kg / h • Weight: 50 kg 	✓	✓	✓	✓
TWB 100 KD	Hoaf thermHIT 100 M <ul style="list-style-type: none"> • with Deflector Further Description TWB 100 K	✓	✓	✓	✓




Weedo

Compact Weed brush



- ▶ **Brush plate can be switched off / on separately**
The Weed brush can be switched on and off as required, Even if the engine continues to run, for example in the short term one not too Processing route.
- ▶ **Easy to change tools**
- ▶ **Displaced plate, placed to the right from the center**
for comfortable working on edges and walls.
- ▶ **Stepless adjustment of the working angle**
Easy adjustment without tools.
- ▶ **Different tooling**
Equipment with braids, mix of tufts with corrugated wire, Flat wire, for an optimal cleaning result.
- ▶ **Ideal for small surfaces due to compact design**
- ▶ **With 8 tools**
- ▶ **Working width 40 cm or 50 cm**




Weedo	
Item No.	Description
	Mechanical Weed remover <ul style="list-style-type: none"> • Without drive • Start / Stop the Brush plates • Engine speed control via throttle lever • Tire: 4.00-8 Bloc profile • Chassis fully powdercoated
Technical data	
Engine	Honda GCV 160
Engine output	4,0 kW (5,5 HP)
Brush plate	40 cm or 50 cm Diameter, hydraulically driven (Can be switched on and off at demand during running engine) Manual swivel: left / right, front / rear
Plate Tools Material	Optional: 4 x braid + 4 x braid 4 x plait + 4 x tufts 4 x tufts + 4 x tufts
Splash guard	yes
Options	Chassis with folding handle, carrying handles
Weight	83 kg

Leaf blower

A man in a dark jacket and glasses is operating a red and black leaf blower machine on a path covered in autumn leaves. The machine is blowing leaves into the air, creating a cloud of foliage. The background shows trees and a house.

Vento Silent (Single purpose machine)

Vento Max (Single purpose machine)

A close-up view of a leaf blower machine blowing a large cloud of autumn leaves. The leaves are in various shades of yellow, orange, and brown. The machine is positioned on a paved surface, and the leaves are being blown into the air, creating a thick cloud of foliage.

As beautiful the autumn leaves are, the colorful foliage landed on the ground and must be collected and disposed of. Kersten has developed a series of foliage suction devices for this work.

The Vento-Silent is equipped with the first drive without any problems. A noise-reduced turbine with an impeller made of aluminum provides for a discharge range of up to 8 meters. Of course you can adjust the blowout direction manually right or left. For larger areas, there are differently dimensioned leaf blower units, suitable for all common municipal vehicles or tractors. The connection is achieved by means of a coupling triangle with which both front and rear attachment is possible. The other method of defoliation is that of suckling. Kersten also provides self-propelled machines with the name Vela-Silent for smaller areas. The driving drive is, as well as at the Leaf blower, infinitely adjustable to 6 km / h, forward such as backward.

Vento silent


(without drive)

The silent blower

This hand-held leaf blower is distinguished by its compactness and a favorable price. Equipped with a Honda engine (with a choice of 6,6 kW (9 HP) or 9,4 kW / 13 HP), this unit nevertheless produces a high working performance at low volume. Therefore, the Vento can also be used in sensitive environments, where it is important to use low noise. Although equipped without a drive, it can be easily and easily maneuvered.

- ▶ Exhaust arm according to EPO Level 2
- ▶ Housing made of PE plastic, integrated suction and Blow Muffler
- ▶ Large Wheels 4.00-8.4 PR, ball bearing
- ▶ Height-adjustable steering bar
- ▶ Various Binnacles and front wheels
- ▶ Air flow 55 m³ / min
- ▶ Acoustic pressure on operator's ear = 84 dB (A)



Vento Leaf blower (Single purpose machine)	
Item No.	Description
VENTO 9 G 9 HP Petrol engine without Drive 	Leaf blower Vento Silent 9 G <ul style="list-style-type: none"> • Oil automatic shut off • noise emission turbine with aluminum impeller • Plastic housing (PE) • Turbine continuously adjustable via rotary lever lock • Discharge direction can be adjusted to the left, right and forward • Blowout reach about 8 Meters • height-adjustable steering bar • Jack stand in Front • ball-bearing wheels 4.00-8 Bloc profile • 2 side carry handle for loading of leaf blower • pivotal and ball-bearing Front wheel
VENTO 13 G 13 HP Petrol engine without Drive	Leaf blower Vento Silent 13 G <ul style="list-style-type: none"> • 9,6 kW (13 HP) Honda Industrial Engine further Description Item No.: Vento Silent 9 G
MP--HUTZE Option for Vento 9 G / 13 G	Binnacle <ul style="list-style-type: none"> • - Blowing angle adjustable by remote control from Control panel

Vento Max 3900 silent (with Drive)

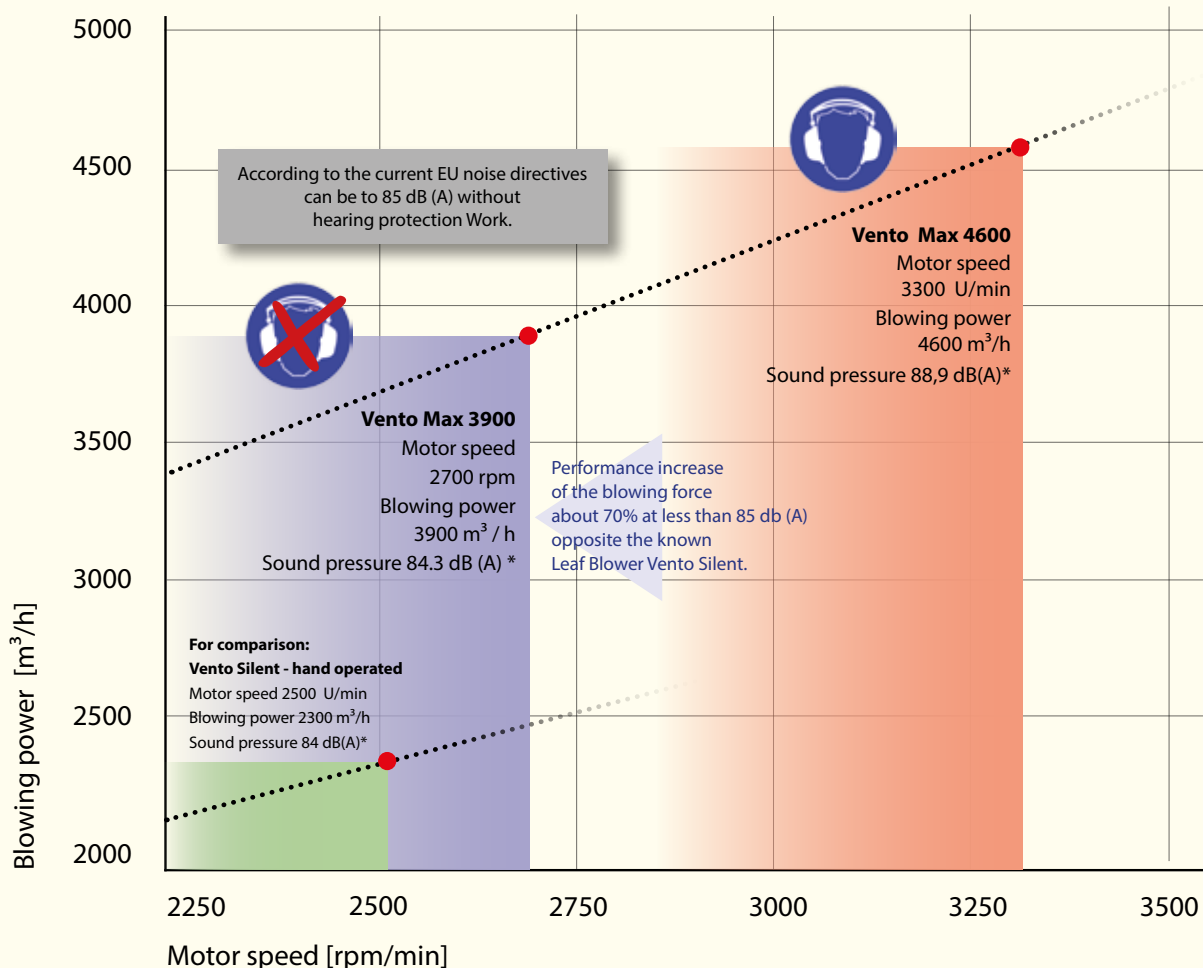
Vento Max 4600 power (with Drive)



Vento Max 3900 has been developed for areas that require the least possible debris removal. With 3900m³ / h of blowing power at 2700U / min, this device achieves an excellent working potential at a very low volume of 84.3dB (A) *. This even allows working without hearing protection. A good prerequisite for areas of application in sensitive environments, such as inner cities, residential settlements, hospitals, nursing homes or schools.

Vento Max 4600 is the all-rounder among self-propelled leaf blowers. Due to its extremely high blowing capacity of 4600m³ / h at 3300U / min, this device is ideal for large areas in outdoor areas, For example at golf courses or in open terrain. This machine is just as powerful as a comparable installation for municipal vehicles. A plus is its extraordinary maneuverability - and for narrow passages to 80 cm width it is best suited.



Blowing power as a function of the motor speed



* Sound power measurements in accordance with DIN EN ISO 3744: 2009-11 and sound pressure level at the operator's ear in accordance with DIN EN ISO 11201: 2010-10. Tested by the DPLF Groß-Umstadt (Germany), test no. 14.00697



Vento Max Leaf blower (Single purpose machines)



Item No.	Description
VENTO MAX 3900 14 HP Petrol engine with Drive 	Leaf blower Vento Silent Max <ul style="list-style-type: none"> • with 3900 m³/h Air Power • 10,4 kW (14HP) B&S 2-Cyl.-Vanguard-4-stroke-Petrol Engine • adjustable steering bar • Oil automatic shut off • Gear pump and differential axle • infinitely variable hydraulic drive • forward / reverse 0-6 km / h • noise emission turbine with aluminum impeller • Discharge direction can be adjusted to the left and forward • Plastic housing (PE) • Blowout reach about 8 Meters • ball-bearing wheels 180x85 mm • Wheel Mudguard • Weight: 125 kg Weight: 125 kg
VENTO MAX 4600 14 HP Petrol engine with Drive 	Leaf blower Vento Silent Max <ul style="list-style-type: none"> • with 4600 m³/h Air Power • 10,4 kW (14HP) B&S 2-Cyl.-Vanguard-4-stroke-Petrol Engine • adjustable steering bar • Oil automatic shut off • Gear pump and differential axle • infinitely variable hydraulic drive • forward / reverse 0-6 km / h • noise emission turbine with aluminum impeller • Discharge direction can be adjusted to the left and forward • Plastic housing (PE) • Blowout reach about 8 Meters • ball-bearing wheels 180x85 mm • Wheel Mudguard • Weight: 125 kg Weight: 125 kg

Rotary and reversing cultivator

Working Widths 60/70 cm



Rotary and reversing cultivator HF 600 / HF 700 / HF 700 DUO

Item No.	Description
HF 600 G 13 HP Petrol engine 60 cm working width 	Rotary cultivator HF 600 G <ul style="list-style-type: none"> • 9,6 kW (13 HP) 4-stroke-Petrol Engine • fully hydraulic • incl. Set of wheels 16x6.50-8 Field profile 4 PR • hydraulic drive forward and reverse 0-3.5 km/h • Milling shaft diameter 40 cm • left- and right-rotating auger shaft • adjustable brake spur • Overload protection for milling and drive system • hydraulic Dead man switch • height-adjustable steering bar • round impact protection with offloading eyelet
HF 700 G 16 HP Petrol engine 70 cm working width	Rotary cultivator HF 700 G <ul style="list-style-type: none"> • 11,8 kW (16 HP) B&S 2-Cyl.-Vanguard-4-Stroke-Petrol engine further Description Item No.: HF 600 G
HF 700 DUO-G 16 HP Petrol engine 70 cm working width, DUO 	Rotary and reversing cultivator HF 700 DUO-G <ul style="list-style-type: none"> • 11,8 kW (16HP) B&S 2-Cyl.-Vanguard-4-stroke-Petrol Engine • fully hydraulic • incl. Set of wheels 16x6.50-8 Field profile 4 PR • hydraulic drive forward and reverse 0-3.5 km/h • Milling shaft diameter 40 cm • left- and right-rotating auger shaft • Duo Cutter for both directions • adjustable brake spur • Overload protection for milling and drive system • hydraulic Dead man switch • height-adjustable steering bar • round impact protection with offloading eyelet • Rear rear field roller with wiper • Working depth adjustable
BLGW-HF Option for HF 700 DUO	Pressure Weight for HF 700 DUO (min. 1 Pressure Weight recommended) <ul style="list-style-type: none"> • appr. 20 kg Weight • Handle • further Weights attachable






Lawn Seeder

Working widths 50/70/100 cm



Lawn Seeder




Item No.	Description
RB 500 G 6,5 HP Petrol engine 50 cm working width 	Lawn Seeder RB 500 G <ul style="list-style-type: none"> • hydraulic driven with gear pump • 4,8 kW (6,5 HP) Industrial Engine • area performance up to ca. 2.000 m²/h • All roller drive (rolls are driven separately) • Front roller as a grid roller • to legalize slight unevenness • rear pressure roller as smooth roller with wiper • Roller drive via internal hydraulic motors • infinitely variable driving speed • forwards and backwards up to 4 km/h • adjustable thorn roller - switchable • Floating position and fixed rasterization • low-lying seed discharge opening 55 ltr. seed hopper • fine seed regulation from 10g/m², depending on the seed • Drip tray for adjusting the seed quantity
RB 700 G 6,5 HP Petrol engine 70 cm working width 	Lawn Seeder RB 700 G <ul style="list-style-type: none"> • hydraulic driven with axial piston pump • 4,8 kW (6,5 HP) Industrial Engine • area performance up to ca. 2.000 m²/h • All roller drive (rolls are driven separately) • Front roller as a grid roller • to legalize slight unevenness • rear pressure roller as smooth roller with wiper • Roller drive via internal hydraulic motors • infinitely variable driving speed • forwards and backwards up to 4 km/h • adjustable thorn roller - switchable • Floating position and fixed rasterization • low-lying seed discharge opening 55 ltr. seed hopper • fine seed regulation from 10g/m², depending on the seed • Drip tray for adjusting the seed quantity
RB 1000 G 9 HP Petrol engine 100 cm working width 	Lawn Seeder RB 1000 G <ul style="list-style-type: none"> • hydraulic driven with Axialkolbenpumpe • 6,6 kW (9 HP) Industrial Engine • Oil automatic shut off • area performance up to ca. 2.000 m²/h • All roller drive (rolls are driven separately) • Front roller as a grid roller • to legalize slight unevenness • rear pressure roller as smooth roller with wiper • Roller drive via internal hydraulic motors • infinitely variable driving speed • forwards and backwards up to 4 km/h • adjustable thorn roller - switchable • Floating position and fixed rasterization • low-lying seed discharge opening 55 ltr. seed hopper • fine seed regulation from 10g/m², depending on the seed • Drip tray for adjusting the seed quantity

RoughCutter

Vertical fail mower, working widths 65/80/100 cm





RoughCutter

Item No.	Description
RCH 1365 G 13 HP Petrol engine 65 cm working width 	RoughCutter RCH 1365 G <ul style="list-style-type: none"> • 9,6 kW (13 HP) Petrol Engine • up to 20° (36%) slope capability • Oil automatic shut off • Axial piston pump and 2 wheel motors • infinitely adjustable hydrostatic drive • forward / reverse 0-6 km / h • Hydro PRO Zero Turn steering • vibration-damped and adjustable Handle bar • Control panel adjustable without tools • Hollow chamber wheels in front 260x85 mm • Cutting height 4-way adjustable • Operating hours counter • incl. Set of wheels 4.00-10 Field profile 4 PR without cutting tools
RCH 1480 G 14 HP Petrol engine 80 cm working width 	RoughCutter RCH 1480 G <ul style="list-style-type: none"> • 10,4 kW (14 HP) B & S Vanguard -2-Cyl.-Petrol Engine • up to 30° (58%) slope capability • Oil Pressure Switch • Axial piston pump and 2 wheel motors • infinitely adjustable hydrostatischer Fahrtrieb • forward / reverse 0-6 km / h • Hydro-Pro steering - Zero-Turn - • vibration-damped and adjustable Handle bar • Control panel tools height and width adjustable • mechanical parking brake • Hollow chamber wheels ind front 260x85 mm • Cutting height 4-way adjustable • Operating hours counter • incl. Set of wheels 5.00-10 Field profile 4 PR without cutting tools
RCH 1480 G-E 14 HP Petrol engine 80 cm working width E-Start	RoughCutter RCH 1480 G-E <ul style="list-style-type: none"> • with Electric start further Description Item No.: RCH 1480 G
RCH 16100 G 16 HP Petrol engine 100 cm working width 	RoughCutter RCH 16100 G <ul style="list-style-type: none"> • 11,8 kW (16 HP) B & S Vanguard -2-Cyl.-Petrol Engine • up to 30° (58%) slope capability • Oil Pressure Switch • Axial piston pump and 2 wheel motors • infinitely adjustable hydrostatic drive • forward / reverse 0-6 km/h • Hydro-Pro steering - Zero-Turn - • vibration-damped and adjustable Handle bar • Control panel without tools height and width adjustable • mechanical parking brake • Hollow chamber wheels in front 260x85 mm • Cutting height 4-way adjustable • Operating hours counter without Set of wheels without cutting tools
RCH 16100 G-E 16 HP Petrol engine 100 cm working width E-Start	RoughCutter RCH 16100 G-E <ul style="list-style-type: none"> • with Electric start further Description Item No.: RCH 16100 G



RoughCutter

Item No.	Description
RCH 18100 G 18 HP Petrol engine 100 cm working width 	RoughCutter RCH 18100 G <ul style="list-style-type: none"> • 13,4 kW (18 HP) B & S Vanguard -2-Cyl.-Petrol Engine • up to 30° (58%) slope capability • Oil Pressure Switch • Axial piston pump and 2 wheel motors • infinitely adjustable hydrostatic drive • forward / reverse 0-6 km/h • Hydro-Pro steering - Zero-Turn - • vibration-damped and adjustable Handle bar • Control panel without tools height and width adjustable • mechanical parking brake • Hollow chamber wheels in front 260x85 mm • Cutting height 4-way adjustable • Operating hours counter without Set of wheels without cutting tools
RCH 18100 G-E 18 HP Petrol engine 100 cm working width E-Start	RoughCutter RCH 18100 G-E <ul style="list-style-type: none"> • with Electric start further Description Item No.: RCH 18100 G
RCH 18120 G-E 18 HP Petrol engine 120 cm working width E-Start 	RoughCutter RCH 18120 G-E <ul style="list-style-type: none"> • 13,4 kW (18 HP) B & S Vanguard -2-Cyl.-Petrol Engine • with electric Starter • up to 30° (58%) slope capability • Oil Pressure Switch • Axial piston pump and 2 wheel motors • infinitely adjustable hydrostatic drive • forward / reverse 0-6 km/h • Hydro-Pro steering - Zero-Turn - • vibration-damped and adjustable Handle bar • Control panel without tools height and width adjustable • mechanical parking brake • Hollow chamber wheels in front 260x85 mm • Cutting height 4-way adjustable • Operating hours counter without Set of wheels without cutting tools

RoughCutter Options		Available for RoughCutter Type				
		RCH 1365	RCH 1480	RCH 16100	RCH 18100	RCH 18120
Item No.	Description					
GROBSCHLE-SATZ 065	Rough cut Rotary (Set) 65 cm working width	✓				
FEINSCHLE-SATZ 065	Fine cut Rotary (Set) 65 cm working width	✓				
LFRH 065	Caster behind	✓				
GROBSCHLE-SATZ 080	Rough cut Rotary (Set) 80 cm working width		✓			
FEINSCHLE-SATZ 080	Fine cut Rotary (Set) 80 cm working width		✓			
LFRH 080	Caster behind		✓			
GROBSCHLE-SATZ 100	Rough cut Rotary (Set) 100 cm working width			✓	✓	
FEINSCHLE-SATZ 100	Fine cut Rotary (Set) 100 cm working width			✓	✓	
LFRH 100	Caster behind			✓	✓	
GROBSCHLE-SATZ 120	Rough cut Rotary (Set) 120 cm working width					✓
FEINSCHLE-SATZ 120	Fine cut Rotary (Set) 120 cm working width					✓
LFRH 120	Caster behind					✓
HANDS-PRO	Hand protection	✓	✓	✓	✓	✓

RoughCutter Radsätze		Available for RoughCutter Type		
		RCH 16100	RCH 18100	RCH 18120
Item No.	Description			
RD 18 X 950 AS	Set of wheels 18x9.50-8 Field profile 4 PR	✓	✓	✓
GITRD 18 X 950	Grid tire Set of wheels for Wheel 18x9.50-8	✓	✓	✓
RD 500 x 10 AS	Twin tire set 5.00x10 Field profile 4 PR	✓	✓	
ZWRD 500 X 10 AS	Twin tire set 5.00-10 AS 4 PR • Quick change device for outer wheel	✓	✓	✓
RD 21 X 1100 AS	Set of wheels 21x11.00-8 Field profile 4 PR			✓
GITRD 21 X 1100	Grid tire Set of wheels for Wheel 21x11.00-8			✓

Allgemeine Geschäftsbedingungen

for die Lieferung von neuen Motorgeräten an gewerbliche Kunden (Lieferbedingungen) Stand: August 2016

I. Allgemeines

1. Die nachstehenden Bedingungen gelten für alle unsere Lieferungen im Geschäft mit dem Besteller. Die Bedingungen gelten ausschließlich. Entgegenstehende oder von diesen Bedingungen abweichende Bedingungen des Kunden erkennen wir nicht an, es sei denn, wir haben ausdrücklich und schriftlich ihrer Geltung zugestimmt. Wir erkennen abweichende Bedingungen auch dann nicht an, wenn wir in Kenntnis entgegenstehender oder von unseren Bedingungen abweichender Bedingungen des Bestellers den Auftrag vorbehaltlos ausführen. Mündliche Erklärungen unserer Vertreter oder Angestellten bedürfen unserer schriftlichen Bestätigung.

II. Angebot und Lieferumfang

1. Angebote des Verkäufers sind stets freibleibend. Die zu dem Angebot gehörenden Unterlagen such als Abbildungen, Zeichnungen, Weights- und Maßangaben sind only annähernd maßgebend, soweit sie nicht ausdrücklich als verbindlich bezeichnet sind. Die Änderungen sind unangemessen und vom Käufer nicht mehr zu akzeptieren, sofern sie über das handelsübliche Maß hinausgehen. Leistungen und Betriebskosten werden als Durchschnittswerte angegeben. An Kostenvoranschlägen, Zeichnungen und anderen Unterlagen behält sich der Verkäufer Eigentums- und Urheberrechte vor, sie dürfen Dritten nicht zugänglich gemacht werden.

2. Der Käufer ist an die Bestellung höchstens zu 4 Wochen gebunden. Der Kaufvertrag ist abgeschlossen, wenn der Verkäufer die Annahme der Bestellung des näher bezeichneten Kaufgegenstandes innerhalb dieser Frist schriftlich bestätigt hat oder die Lieferung ausgeführt ist. Der Verkäufer ist jedoch verpflichtet, eine etwaige Ablehnung der Bestellung unverzüglich schriftlich mitzuteilen.

3. Sämtliche zwischen Verkäufer und Käufer getroffenen Vereinbarungen sind in dem jeweiligen Liefervertrag schriftlich niederzulegen. Dies gilt auch für Nebenabreden, Zusicherungen und nachträgliche Vertragsänderungen.

4. Konstruktions- und Formänderungen des Liefergegenstandes bleiben vorbehalten, soweit der Liefergegenstand nicht erheblich geändert und die Änderungen dem Käufer zumutbar sind.

5. Angaben in dem Käufer ausgehändigten Description über Lieferumfang, Aussehen, Leistungen Maße und Gewichte, sind Vertragsinhalt. Sie dienen als Maßstab zur Feststellung, ob der Kaufgegenstand fehlerfrei ist.

III. Preis und Zahlung

1. Es gelten die jeweils zum Zeitpunkt der Lieferungen gültigen Listenpreise. Die Auftragsabschluss genannten Preise sind daher only vorläufig. Die Preise verstehen sich from Auslieferungslager and beinhalten weder Umsatzsteuer, noch Fracht, Verpackung und Versicherung. Es gilt unsere Versandkostenregelung in der jeweils gültigen Form. at sämtlichen Bruttopreisen handelt es sich um unverbindlich empfohlene Preise. at Reparaturrechnungen and Bestellungen unter 50,00 Euro wird kein Rabatt gewährt. Reparaturrechnungen sind at Erhalt rein netto sofort zahlbar.

2. Unsere Rechnungen werden with dem Zugang fällig. Rechnungen for Lieferungen sind zahlbar rein netto 30 Tage nach Zugang der Rechnung or innerhalb 10 Tagen from Rechnungsdatum with 2% Skonto, Zahlungen werden stets auf die älteste fällige Rechnung verrechnet.

3. Wird das Zahlungsziel überschritten, haben wir das Recht, from diesem Zeitpunkt auch without Mahnung Zinsen in Höhe des gesetzlichen Zinssatzes zu berechnen. Dieser Zinssatz ist höher anzusetzen, wenn wir eine Belastung with einem höheren Zinssatz nachweisen.

4. Wir behalten uns vor, Aufträge im Wert von weniger als 50,00 Euro such als Aufträge von uns unbekannten Kunden per Nachnahme or Vorkasse abzuwickeln.

5. Tritt nach Auftragserteilung eine wesentliche Verschlechterung der Vermögensverhältnisse des Bestellers ein or wird uns eine vorher eingetretene Verschlechterung der Vermögensverhältnisse erst nach Auftragserteilung bekannt so sind wir berechtigt, nach eigener Wahl entweder Vorauszahlung or Sicherheitsleistung zu fordern.

6. Wechselzahlungen bedürfen der vorherigen Vereinbarung. Ein Skontoabzug for Zahlungen mittels Wechsel wird nicht gewährt.

7. Zahlungen dürfen only an uns selbst or an ausdrücklich schriftlich or durch Inkassovollmacht legitimierte Personen geleistet werden.

8. Der Besteller kann only with solchen Forderungen aufrechnen, die unbestritten or rechtskräftig festgestellt sind.

IV. Lieferfristen und Verzug

1. Lieferfristen and -termine sind only dann verbindlich vereinbart, wenn sie vom Verkäufer ausdrücklich so bezeichnet worden sind. Die Lieferfrist beginnt with Zustandekommen des Vertrages, jedoch nicht vor der Beibringung etwaiger vom Käufer zu beschaffenden Unterlagen, Genehmigungen, Freigaben such as vor Eingang einer vereinbarten Anzahlung.

2. Richtige and rechtzeitige Selbstbelieferung ist vorbehalten.

3. Die Lieferfrist verlängert sich angemessen at Maßnahmen im Rahmen rechtmäßiger Arbeitskämpfe, insbesondere Streiks and Aussperrung such as beim Eintritt unvorhergesehener Hindernisse, welche außerhalb des Willens des Verkäufers or seiner Erfüllungsgehilfen liegen, soweit solche Hindernisse nachweislich auf die Lieferung des verkauften Gegenstandes von Einfluss sind.

4. Entsprechendes gilt, wenn der Verkäufer seinerseits nicht rechtzeitig beliefert wird. Der Verkäufer ist zum Rücktritt berechtigt, wenn der Hersteller ihn nicht beliefert. Dies gilt jedoch nicht, wenn die Nichtlieferung vom Verkäufer zu vertreten ist (z. B. Zahlungsverzug).

5. Die Einhaltung der Lieferfrist setzt die Erfüllung der Vertragspflichten des Käufers voraus.

6. Wenn dem Käufer wegen einer Verzögerung Schaden erwächst, so ist der Verkäufer aus den gesetzlichen Bestimmungen haftbar.

7. For durch Verschulden seines Vorlieferanten verzögerte or unterbliebene (Unmöglichkeit) Lieferungen hat der Verkäufer - ausgenommen Auswahl- or Überwachungsverschulden - nicht einzustehen. Satz 1 gilt nicht, falls sich das Verhältnis zwischen Verkäufer and Käufer nach Werkvertragsrecht bestimmt. In jedem Fall ist der Verkäufer verpflichtet, den Käufer schadlos zu halten, sofern dieser die ihm abgetretenen Ansprüche gegenüber dem Zulieferer nicht vollständig durchsetzen kann.

8. Der Verkäufer kann neben der gesetzlichen Frist des § 286 Abs. 3 BGB and der Mahnung den Käufer auch durch ein nach dem Kalender bestimmtes Zahlungsziel im Sinne des § 286 Abs. 2 BGB in Verzug setzen.

V. Gefahrenübergang und Transport

1. Versandweg and -mittel sind mangels besonderer Vereinbarung der Wahl des Verkäufers überlassen. Die Ware wird auf Wunsch and Kosten des Käufers versichert.

2. Der Versand erfolgt stets for Rechnung and Gefahr des Bestellers, for die Gefahr gilt dies auch dann, wenn die Firma Kersten Arealmaschinen GmbH, die Kosten des Transports übernimmt. Sofern nicht anderes vereinbart ist, bestimmen wir Transportmittel and Transportweg, without dafür verantwortlich zu sein, dass die schnellste and billigste Möglichkeit gewählt wird.

3. Verzögert sich der Versand infolge von Umständen, die der Käufer zu vertreten hat, so geht die Gefahr vom Tage der Versandbereitschaft from auf den Käufer über. Jedoch ist der Verkäufer verpflichtet, auf Wunsch and Kosten des Käufers die Versicherungen zu bewirken, die dieser verlangt.

4. Angieferte Gegenstände sind, auch wenn sie unwesentliche Mängel aufweisen, vom Käufer unbeschadet der Rechte aus Abschnitt VII (Mängelrüge and Haftung for Mängel) entgegenzunehmen.

5. Teillieferungen sind zulässig, soweit dies dem Käufer zumutbar ist.

VI. Eigentumsvorbehalt

1. Der Verkäufer behält sich das Eigentumsrecht zu zur völligen Bezahlung aller Forderungen aus der Geschäftsvereinbarung with dem Käufer vor.

2. Der Käufer ist verpflichtet, den Kaufgegenstand pfleglich zu behandeln and diesen auf eigene Gefahr gegen Feuer-, Wasser- and Diebstahlschäden ausreichend zum Neuwert zu versichern. Die Versicherung ist auf Verlangen nachzuweisen; andernfalls ist der Verkäufer berechtigt, diese auf Kosten des Käufers selbst abzuschließen. Der Käufer verpflichtet sich, etwaige Entschädigungsansprüche an den Verkäufer abzutreten.

3. Der Käufer darf den Kaufgegenstand without die Zustimmung des Verkäufers nicht verpfänden noch zur Sicherheit übereignen. Der Käufer ist verpflichtet, den Verkäufer at Pfändungen or sonstigen Eingriffen Dritter unverzüglich schriftlich zu benachrichtigen, damit der Verkäufer Klage gemäß § 771 ZPO erheben kann. Soweit der Dritte nicht in der Lage ist, dem Verkäufer die gerichtlichen and außergerichtlichen Kosten einer Klage nach § 771 ZPO zu erstatten, ist der Käufer zum Ausgleich der Kosten verpflichtet.

4. Der Käufer ist berechtigt, die Ware im ordnungsgemäßen Geschäftsgang weiter zu verkaufen. Er tritt dem Verkäufer aber bereits jetzt alle Forderungen in Höhe des Faktura-Endbetrages (einschl. MwSt.) des Verkäufers from, die ihm aus der Weiterveräußerung gegen seine Abnehmer or Dritte erwachsen, and zwar unabhängig davon, ob der Kaufgegen-

stand without or nach Verarbeitung weiterverkauft worden ist. Zur Einziehung dieser Forderungen ist der Käufer auch nach Abtretung ermächtigt. Die Befugnis des Verkäufers, die Forderungen selbst einzuziehen, bleibt hiervon unberührt, jedoch verpflichtet sich der Verkäufer, die Forderungen nicht einzuziehen, solange der Käufer seinen Zahlungsverpflichtungen ordnungsgemäß nachkommt. Andernfalls kann der Verkäufer verlangen, dass der Käufer ihm die abgetretenen Forderungen und deren Schuldner bekannt gibt, alle zum Einzug erforderlichen Angaben macht, die dazugehörigen Unterlagen aushändigt und den Schuldner die Abtretung mitteilt.

5. at vertragswidrigem Verhalten des Käufers, insbesondere at Zahlungsverzug, ist der Verkäufer zur Rücknahme der Ware nach Mahnung berechtigt and der Käufer zur Herausgabe verpflichtet. In der Zurücknahme sosuch as in der Pfändung des Gegenstandes durch den Verkäufer liegt ein Rücktritt vom Vertrag only dann vor, wenn dies der Verkäufer ausdrücklich schriftlich erklärt.

6. Sämtliche Kosten der Rücknahme and der Verwertung des Kaufgegenstandes trägt der Käufer. Die Verwertungskosten betragen without Nachweis 10 % des Verwertungserlöses einschließlich Umsatzsteuer. Sie sind höher or niedrige anzusetzen, wenn der Verkäufer höhere or der Käufer niedrigere Kosten nachweist. Der Erlös wird dem Käufer nach Abzug der Kosten and sonstiger with dem Kaufvertrag zusammenhängender Forderungendes Verkäufers gutgebracht.

7. Eine Verarbeitung or Umbildung der Vorbehaltsware durch den Käufer wird in jedem Falle for den Verkäufer vorgenommen. Sofern die Vorbehaltsware with anderen, dem Verkäufer nicht gehörenden Sachen verarbeitet wird, erwirbt der Verkäufer Miteigentum an der neuen Sache im Verhältnis des Wertes der Vorbehaltsware (Aufrechnungsbetrag inkl. MwSt.) zu den anderen verarbeiteten Sachen im Zeitpunkt der Verarbeitung. For die Verarbeitung entstehende neue Sache gilt das gleiche, such as for die Vorbehaltsware. Im Falle der untrennbaren Vermischung der Vorbehaltsware with anderen, dem Verkäufer nicht gehörenden Sache im Verhältnis des Wertes der Vorbehaltsware (Rechnungsbetrag inkl. MwSt.) zu den anderen vermischten Sachen im Zeitpunkt der Vermischung. Ist die Sache des Käufers infolge der Vermischung als Hauptsache anzusehen, sind der Käufer and Verkäufer sich einig, dass der Käufer dem Verkäufer anteilmäßig Miteigentum an der Sache überträgt; die Übertragung nimmt der Verkäufer hiermit an. Das dem Verkäufer so entstandene Allein- or Miteigentum an der Sache verwahrt der Käufer for den Verkäufer.

VII. Mängelrüge and Haftung for Mängel

1. For Mängel haftet der Verkäufer only such as folgt:

a) Der Käufer hat die empfangene Ware unverzüglich nach Eintreffen auf Menge, Beschaffenheit and zugesicherte Features zu untersuchen. Offensichtliche Mängel hat er unverzüglich, spätestens binnen 5 Tagen durch schriftliche Anzeige an den Verkäufer zu rügen. Ist der Vertrag for beiden Teile ein Handelsgeschäft, so gilt § 377 HGB with der Maßgabe, dass erkennbare Mängel binnen 5 Tagen durch schriftliche Anzeige an den Verkäufer zu rügen sind.

b) Alle diejenigen Teile sind unentgeltlich, nach billigem Ermessen unterliegender Wahl des Verkäufers auszubessern or neu zu liefern, die sich infolge eines vor dem Gefahrenübergang liegenden Umstandes - insbesondere wegen fehlerhafter Bauart, schlechter Baustoffe or mangelhafter Ausführung - als unbrauchbar or in ihrer Brauchbarkeit nicht unerheblich beeinträchtigt herausstellen. Ersetzte Teile werden Eigentum des Verkäufers. Die Haftung des Verkäufers endet with Ablauf eines Jahres nach Gefahrübergang. at Austausch der gesamten Kaufsache im Wege der Nacherfüllung hat der Verkäufer for die zurückgenommene Sache gegen den Käufer einen Anspruch auf uneingeschränkte Nutzungsentschädigung.

c) Das Recht des Käufers, Ansprüche aus Mängeln geltend zu machen, verjährt in allen Fällen vom Zeitpunkt der rechtzeitigen Rüge an in 12 Monaten.

d) Es wird keine Gewähr übernommen for Schäden, die aus nachfolgenden Gründen entstanden sind: Ungeeignete or unsachgemäße Verwendung, fehlerhafte Montage bzw. Inbetriebsetzung durch den Käufer or Dritte, normale Abnutzung - insbesondere von Verschleißteilen -, fehlerhafte or nachlässige Behandlung, ungeeignete Betriebsmittel, Austauschwerkstoffe, mangelhafte Bauarbeiten, ungeeigneter Baugrund; Chemische, elektronische or elektrische Einflüsse, sofern sie nicht auf ein Verschulden des Verkäufers zurückzuführen sind.

e) Im Falle der Mängelbeseitigung hat der Käufer dem Verkäufer for die notwendigen Arbeiten eine angemessene Frist zu setzen. Verweigert er diese, so ist der Verkäufer von der Mängelhaftung befreit. Only in dringenden Fällen der Gefährdung der Betriebssicherheit and zur Abwehr unverhältnismäßig großer Schäden, wobei der Verkäufer sofort zu verständigen ist, or wenn der Verkäufer with der Beseitigung des Mangels in Verzug ist, hat der Käufer das

Recht, den Mangel selbst durch Dritte beseitigen zu lassen and vom Verkäufer Ersatz der notwendigen Kosten zu verlangen.

f) For das Ersatzstück and die Ausbesserung beträgt die Gewährleistungsfrist 12 Monate. Die Frist for die Mängelhaftung an dem Liefergegenstand wird um die Dauer der durch die Nachbesserungsarbeiten verursachten Betriebsunterbrechung verlängert.

g) Durch etwa seitens des Käufers or Dritter unsachgemäß without vorherige Genehmigung des Verkäufers vorgenommene Änderungen or Instandsetzungsarbeiten wird die Haftung for die daraus entstandenen Folgen aufgehoben.

h) Schlägt eine vom Verkäufer zu erfüllende Nachbesserung or Ersatzlieferung fehl, so kann der Käufer vom Vertrag zurücktreten (Rücktritt) or entsprechende Herabsetzung der Vergütung (Minderung) verlangen.

i) Der Verkäufer haftet dem Käufer for Vorsatz and grobe Fahrlässigkeit nach den gesetzlichen Bestimmungen. Gleiches gilt dann, wenn der zu liefernden Ware/Gegenstand eine zugesicherte Eigenschaft fehlt or wenn der Verkäufer eine wesentliche Vertragspflicht schuldhaft verletzt. Sofern der Verkäufer fahrlässig eine Kardinalpflicht or eine vertragswesentliche Pflicht verletzt, ist seine Ersatzpflicht auf den vertragstypischen, vorhersehbaren Schaden begrenzt. In allen anderen Fällen ist die Haftung des Verkäufers gegenüber dem Käufer - gleich, aus welchem Rechtsgrund - ausgeschlossen. Der Verkäufer wird sich auf diese Ausschlussklausel dann nicht berufen, wenn zugunsten des Verkäufers Versicherungsdeckung für den vom Käufer geltend gemachten Anspruch besteht.

2. For gebrauchte Waren übernimmt der Verkäufer only dann eine Mängelhaftung, wenn dies with dem Käufer ausdrücklich schriftlich vereinbart wurde.

VIII. Allgemeine Haftungsbegrenzung

1. Die Haftung des Verkäufers gegenüber dem Käufer richtet sich, soweit nicht vorstehend etwas anders vereinbart ist, nach den gesetzlichen Bestimmungen. Dies gilt without Rücksicht auf die Rechtsnatur des geltend gemachten Anspruchs. Soweit Ansprüche gegenüber dem Verkäufer ausgeschlossen or eingeschränkt sind, gilt dies auch zugunsten der persönlichen Haftung der Angestellten, Arbeitnehmer, Mitarbeiter, Erfüllungsgehilfen oder Stellvertreter des Verkäufers.

2. Die vom Käufer gegenüber dem Verkäufer geltend zu machenden Ansprüche verjähren nach den gesetzlichen Bestimmungen. Es besteht jedoch eine Ausschlussfrist von sechs Monaten, sofern der Verkäufer schriftlich einen Anspruch des Käufers als unbegründet zurückgesucht hat.

IX. Erfüllungsort, Gerichtsstand, anzuwendendes Recht

1. Erfüllungsort and ausschließlicher Gerichtsstand for Lieferung and Zahlungen sosuch as for sämtliche zwischen den Parteien sich ergebenden Streitigkeiten ist der Hauptsitz des Verkäufers.

2. Die Beziehungen zwischen den Vertragsparteien richten sich ausschließlich nach dem in der Bundesrepublik Deutschland geltenden Recht unter Ausschluss des UN-Kaufrechts.

3. Sollte eine Bestimmung diese allgemeinen Geschäftsbedingungen unwirksam sein, wird die Wirksamkeit der übrigen Bestimmungen hiervon nicht berührt.

4. Sofern keine anderen schriftlichen Vereinbarungen getroffen sind, geben diese Bedingungen die gesamten Vereinbarungen zwischen den Parteien such as der. Es bestehen keine mündlichen Nebenabreden. Änderungen, Ergänzungen and die Aufhebung dieser Bedingungen bedürfen der Schriftform. Dies gilt auch für den Verzicht auf das Schriftformerfordernis.

Other products from our product range:

Sweeping

Brushes – from lawn tractor to Telehandler

Mowing and mulching

Mounted machines: cutter bar, flail mower, rotary mowers, mulchers

Single-purpose machines: Rough Cutter, Safety Cutter, VertiCutter

Winter service

Snow ploughs, spreaders, snow-sweepers

Remove leaves

Self-propelled leaf blower / Vento Silent, growing leaf blowers

Self-propelled Leaf Blower / VelaSilent

Artificial turf care

Artificial grass brush, synthetic turf sweepers

Universal 2-wheel tractors

K-Line – universal, all-hydraulic 2-wheel tractors 5,5 HP - 13 HP

UBS-Line – universal, all-hydraulic 2-wheel tractors 9 HP - 18 HP

Tillage

Mounted machines: rotary harrows, mounted sowing machines

Single-purpose machines: Lawn seeders / Seedomat, rotary tillers

Weed elimination

Mounted machines for mechanical and thermal weed removal
for surfaces and edge strips



Empeler Straße 95
D-46459 Rees

Tel.: +49 (0) 28 51/92 34-10

Fax: +49 (0) 28 51/92 34-44

www.kersten-maschinen.de

info@kersten-maschinen.de

